

**ORANGE COUNTY LOCAL  
TRANSPORTATION AUTHORITY**

**MEASURE M2 LOCAL FAIR SHARE**

**AGREED-UPON PROCEDURES REPORTS**

**Year Ended June 30, 2023**

**ORANGE COUNTY LOCAL  
TRANSPORTATION AUTHORITY**

**MEASURE M2 LOCAL FAIR SHARE**

**AGREED-UPON PROCEDURES REPORTS**

**Year Ended June 30, 2023**

The cities listed below were selected by the Audit Subcommittee of the Taxpayers Oversight Committee to perform agreed-upon procedures for the fiscal year ended June 30, 2023. Please refer to the individual divider tab for our report on each Agency.

Aliso Viejo

Anaheim

Buena Park

Costa Mesa

Orange

Santa Ana

Stanton

INDEPENDENT ACCOUNTANTS' REPORT ON  
APPLYING AGREED-UPON PROCEDURES  
CITY OF ALISO VIEJO

Board of Directors  
Orange County Local Transportation Authority and  
the Taxpayers Oversight Committee of the  
Orange County Local Transportation Authority  
Orange, California

We have performed the procedures enumerated below, which were agreed to by the Taxpayers Oversight Committee of the Orange County Local Transportation Authority (OCLTA) (the specified party), related to the City of Aliso Viejo's (City) compliance with certain provisions of the Measure M2 Local Transportation Ordinance (Ordinance) as of and for the fiscal year ended June 30, 2023. The City's management is responsible for compliance with the Ordinance and for its cash, revenue, and expenditure records.

The Taxpayers Oversight Committee of the OCLTA has agreed to and acknowledged that the procedures performed are appropriate to meet the intended purpose of evaluating the City's compliance with certain provisions of the Ordinance as of and for the fiscal year ended June 30, 2023. We make no representation regarding the appropriateness of the procedures either for the purpose for which this report has been requested or for any other purpose. This report may not be suitable for any other purpose. The procedures performed may not address all the items of interest to a user of this report and may not meet the needs of all users of this report and, as such, users are responsible for determining whether the procedures performed are appropriate for their purposes. An agreed-upon procedures engagement involves performing specific procedures that the engaging party has agreed to and acknowledged to be appropriate for the intended purpose of the engagement and reporting on findings based on the procedures performed.

The procedures and associated findings were as follows:

1. Describe which funds the Eligible Jurisdiction used to track all street and road expenditures and inquire how the Eligible Jurisdiction identifies (Maintenance of Effort) MOE expenditures in its general ledger.

Findings: The MOE expenditures were tracked in the City's general ledger by fund, program, and expenditure number. The City recorded its MOE expenditures in its General Fund (101) and identified MOE expenditures by program code and expenditure code. No exceptions were found as a result of this procedure.

2. Obtain the detail of MOE expenditures for the fiscal year ended June 30, 2023 and determine whether the Eligible Jurisdiction met the minimum MOE requirement as outlined in the Measure M2 Eligibility Guidelines Fiscal Year 2022/2023. Agree the total MOE expenditures to the amount reported on the Eligible Jurisdiction's Expenditure Report (Schedule 3, line 18). Explain any differences.

Findings: The City's MOE expenditures for the fiscal year ended June 30, 2023, were \$548,429 (see Schedule A), which exceeded the MOE benchmark requirement of \$538,604. We agreed the total expenditures of \$548,429 to the amount reported on the City's Expenditure Report (Schedule 3, line 18). No exceptions were found as a result of this procedure.

---

(Continued)

3. Select a sample of MOE expenditures from the Eligible Jurisdiction's general ledger expenditure detail. Describe the percentage of total expenditures selected for inspection. For each item selected, perform the following:
  - a. Agree the dollar amount listed on the general ledger to supporting documentation, which may include a check copy or wire transfer, vendor invoice, payroll registers and timecards, journal voucher or other appropriate supporting documentation; and
  - b. Determine whether the expenditure was properly classified as a local street and road expenditure and is allowable per the Ordinance.

Findings: We selected 12 direct MOE expenditures totaling \$357,901, which represented approximately 75% of direct MOE expenditures of \$475,422 for the fiscal year ended June 30, 2023. Crowe agreed the dollar amount listed on the general ledger to supporting documentation provided by the City. Crowe determined that the expenditures were properly classified as local street and road expenditures and are allowable per the Ordinance. No exceptions were found as a result of this procedure.

4. Identify whether indirect costs were charged as MOE expenditures. If applicable, compare indirect costs identified to the amount reported on the Eligible Jurisdiction's Expenditure Report (Schedule 3, line 1). Explain any differences. If applicable, obtain detail of indirect costs charged, and select a sample of charges for inspection. Inspect supporting documentation for reasonableness and appropriate methodology.

Findings: Based upon inspection of the Expenditure Report (Schedule 3, line 1), the City reported \$73,007 in indirect costs for MOE for the fiscal year ended June 30, 2023. We selected 16 indirect costs for inspection totaling \$54,447, representing 75% of the total MOE indirect costs. Upon inspection, we determined these charges were labor costs directly identifiable as street and road project labor costs. As such, these costs should have been reported as direct costs. No other exceptions were found as a result of this procedure.

5. Obtain a listing of Measure M2 Local Fair Share payments made from OCLTA to the Eligible Jurisdiction and calculate the amount the Eligible Jurisdiction received for the past three fiscal years. Obtain the fund balance of the Eligible Jurisdiction's Measure M2 Local Fair Share Fund as of June 30, 2023 and agree to the balance as listed on the Eligible Jurisdiction's Expenditure Report (Schedule 1, line 20) and determine whether funds were expended within three years of receipt or within five years, if an extension was granted. Explain any differences.

Findings: The City received \$2,484,025 for the past three fiscal years ended June 30, 2021, 2022, and 2023. We agreed the fund balance of \$806,084 from the general ledger detail to the City's Expenditure Report (Schedule 1, line 20), with no differences. We determined funds were expended within three years of receipt. No exceptions were found as a result of this procedure.

6. Describe which fund the Eligible Jurisdiction used to track expenditures relating to Measure M2 Local Fair Share monies in its general ledger and the amount spent during the fiscal year ended June 30, 2023. Agree the total Local Fair Share expenditures per the general ledger to the amounts reflected on the Eligible Jurisdiction's Expenditure Report (Schedule 2, line 17, and detail listed at Schedule 4). Explain any differences.

Findings: The LFS expenditures were tracked in the City's general ledger by fund 204 (Measure M2 Fund). Total Measure M2 Local Fair Share expenditures per the general ledger during the fiscal year ended June 30, 2023, were \$1,393,492 (see Schedule A), which agreed to the City's Expenditure Report (Schedule 2, line 17, and detail listed on Schedule 4). No exceptions were found as a result of this procedure.

---

(Continued)

7. Obtain the Eligible Jurisdiction's Seven-Year Capital Improvement Program (CIP). Compare the projects listed on the Eligible Jurisdiction's Expenditure Report (Schedule 4) to the Seven-Year CIP, explaining any differences. Select a sample of Measure M2 Local Fair Share expenditures from the Eligible Jurisdiction's general ledger expenditure detail. Describe the percentage of total expenditures selected for inspection. For each item selected perform the following:
  - a. Agree the dollar amount listed on the general ledger to supporting documentation, which may include a check copy or wire transfer, vendor invoice, payroll registers and timecards, journal vouchers or other appropriate supporting documentation; and
  - b. Determine that the expenditures selected in (a) above were related to projects included in the Eligible Jurisdiction's Seven-Year CIP and are properly classified as Measure M2 Local Fair Share projects.

Findings: We compared the projects listed on the City's Expenditure Report (Schedule 4) to the Seven-Year CIP, without exception. We selected six direct Measure M2 Local Fair Share expenditures for inspection totaling \$1,224,903 representing approximately 88% of total direct Measure M2 Local Fair Share expenditures of \$1,393,492 for the Fiscal Year ended June 30, 2023. We agreed the dollar amount to supporting documentation and determined that the expenditures selected were related to projects included in the City's Seven-Year CIP and were properly classified as Measure M2 Local Fair Share projects. No exceptions were found as a result of this procedure.

8. Identify whether indirect costs were charged as Measure M2 Local Fair Share expenditures. If applicable, compare indirect costs identified to the amount reported on the Eligible Jurisdiction's Expenditure Report (Schedule 3, line 1). Explain any differences. If applicable, select a sample of charges. Describe the dollar amount inspected. Identify the amounts charged and inspect supporting documentation for reasonableness and appropriate methodology.

Findings: Based upon inspection of the general ledger detail, the Expenditure Report (Schedule 3, line 1), and discussion with the City's accounting personnel, no indirect costs were identified as Local Fair Share expenditures for the fiscal year ended June 30, 2023. No exceptions were found as a result of this procedure.

9. Obtain and inspect the Eligible Jurisdiction's interest allocation methodology and amount of interest allocated to the Measure M2 Local Fair Share Fund to ensure the proper amount of interest was credited. Agree the amount reflected to the amount of interest listed on the Eligible Jurisdiction's Expenditure Report (Schedule 2, line 4). Explain any differences.

Findings: We inspected the amount of interest allocated to the Measure M2 Local Fair Share Fund and agreed the amount reflected to the amount of interest totaling \$36,439 listed on the City's Expenditure Report (Schedule 2, line 4). The interest earned and the market value loss was \$64,375 and (\$27,936), respectively. We inspected the interest allocation methodology and recomputed the amount. No exceptions were found as a result of this procedure.

10. Determine whether the Jurisdiction was found eligible by the Board of Directors for the applicable year (FY23) by inspecting the OCLTA Board agenda and action items.

Findings: No exceptions were noted as a result of this procedure.

We were engaged by OCLTA to perform this agreed-upon procedures engagement and conducted our engagement in accordance with attestation standards established by the American Institute of Certified Public Accountants. We were not engaged to and did not conduct an examination or review engagement, the objective of which would be the expression of an opinion or conclusion, respectively, on the accounting records, any indirect cost allocation plans and compliance with the provisions of the Measure M2 Local Transportation Ordinance. Accordingly, we do not express such an opinion or conclusion. Had we performed additional procedures, other matters might have come to our attention that would have been reported to you.

---

(Continued)

We are required to be independent of the City's management and to meet our other ethical responsibilities, in accordance with the relevant ethical requirements related to our agreed-upon procedures engagement.

At the request of OCLTA, the City's responses to certain findings are included in Exhibit 1. The responses are included for the purpose of additional information and were not subjected to the procedures described above. Accordingly, we did not perform any procedures on the City's responses and express no assurance or opinion on them.

This report is intended solely for the information and use of and is not intended to be, and should not be, used by anyone other than the specified party.



Crowe LLP

Costa Mesa, California  
March 11, 2024

CITY OF ALISO VIEJO, CALIFORNIA  
 SCHEDULE OF MEASURE M2 LOCAL FAIR SHARE EXPENDITURES  
 Year ended June 30, 2023  
 (Unaudited)

	<b>SCHEDULE A</b>
<b>Maintenance of Effort (MOE) Expenditures:</b>	
Indirect and/ or Overhead - Schedule 3, line 1	\$ 73,007
<b>Maintenance</b>	
Overlay & Sealing	34,057
Storm Damage	3,973
Other Street Purpose Maintenance	<u>437,392</u>
<b>Total Maintenance</b>	<u>475,422</u>
<b>Total MOE Expenditures</b>	<u>\$ 548,429</u>
<b>Measure M2 Local Fair Share Expenditures (Schedule 4):</b>	
#122 OCTA Los Alisos Blvd Signal Synchronization	\$ 10,561
#135 FY 22-23 Slury Seal	<u>1,382,931</u>
<b>Total Measure M2 Local Fair Share Expenditures</b>	<u>\$ 1,393,492</u>
<b>Total MOE and Measure M2 Local Fair Share Expenditures</b>	<u>\$ 1,941,921</u>

Note: The above amounts were taken directly from the financial records of the City of Aliso



MAYOR  
Mike Munzing

MAYOR PRO TEM  
Tiffany Ackley

COUNCILMEMBER  
Ross Chun

COUNCILMEMBER  
Max Duncan

COUNCILMEMBER  
Richard Hurt

CITY MANAGER  
David A. Doyle

CITY ATTORNEY  
Scott C. Smith

CITY CLERK  
Mitzi Ortiz, MMC

March 11, 2024

Board of Directors  
Orange County Local Transportation Authority  
and the Taxpayers Oversight Committee of the  
Orange County Local Transportation Authority  
Orange, California

The following response is being submitted to address results from the agreed upon procedures performed for the Measure M2 Local Fair Share program for the City of Aliso Viejo as of and for the fiscal year ended June 30, 2023.

**Procedure #4**

Identify whether indirect costs were charged as MOE expenditures. If applicable, compare indirect costs identified to the amount reported on the Eligible Jurisdiction's Expenditure Report (Schedule 3, line 1). Explain any differences. If applicable, obtain detail of indirect costs charged, and select a sample of charges for inspection. Inspect supporting documentation for reasonableness and appropriate methodology.

Findings: Based upon inspection of the Expenditure Report (Schedule 3, line 1), the City reported \$73,007 in indirect costs for MOE for the fiscal year ended June 30, 2023. We selected 16 indirect costs for inspection totaling \$54,447, representing 75% of the total MOE indirect costs. Upon inspection, we determined these charges were labor costs directly identifiable as street and road project labor costs. As such, these costs should have been reported as direct costs. No other exceptions were found as a result of this procedure.

City's Response:

The City concurs with the finding that costs were incorrectly categorized as indirect costs and should have been direct costs. Staff will ensure future expenditure reports will properly identify any indirect costs, if any.

David Doyle, City Manager

Ann Eifert, Director of Financial Services

Shaun Pelletier, City Engineer/Director of Public Works



INDEPENDENT ACCOUNTANTS' REPORT ON  
APPLYING AGREED-UPON PROCEDURES  
CITY OF ANAHEIM

Board of Directors  
Orange County Local Transportation Authority and  
the Taxpayers Oversight Committee of the  
Orange County Local Transportation Authority  
Orange, California

We have performed the procedures enumerated below, which were agreed to by the Taxpayers Oversight Committee of the Orange County Local Transportation Authority (OCLTA) (the specified party), related to the City of Anaheim's (City) compliance with certain provisions of the Measure M2 Local Transportation Ordinance (Ordinance) as of and for the fiscal year ended June 30, 2023. The City's management is responsible for compliance with the Ordinance and for its cash, revenue, and expenditure records.

The Taxpayers Oversight Committee of the OCLTA has agreed to and acknowledged that the procedures performed are appropriate to meet the intended purpose of evaluating the City's compliance with certain provisions of the Ordinance as of and for the fiscal year ended June 30, 2023. We make no representation regarding the appropriateness of the procedures either for the purpose for which this report has been requested or for any other purpose. This report may not be suitable for any other purpose. The procedures performed may not address all the items of interest to a user of this report and may not meet the needs of all users of this report and, as such, users are responsible for determining whether the procedures performed are appropriate for their purposes. An agreed-upon procedures engagement involves performing specific procedures that the engaging party has agreed to and acknowledged to be appropriate for the intended purpose of the engagement and reporting on findings based on the procedures performed.

The procedures and associated findings were as follows:

1. Describe which funds the Eligible Jurisdiction used to track all street and road expenditures and inquire how the Eligible Jurisdiction identifies (Maintenance of Effort) MOE expenditures in its general ledger.

Findings: The MOE expenditures were tracked in the City's general ledger by fund, department, unit, and object code. The City records its MOE expenditures in its General Fund (101) and in the Public Works Department (412) followed by various unit codes and object codes. No exceptions were found as a result of this procedure.

2. Obtain the detail of MOE expenditures for the fiscal year ended June 30, 2023 and determine whether the Eligible Jurisdiction met the minimum MOE requirement as outlined in the Measure M2 Eligibility Guidelines Fiscal Year 2022/2023. Agree the total MOE expenditures to the amount reported on the Eligible Jurisdiction's Expenditure Report (Schedule 3, line 18). Explain any differences.

Findings: The City's MOE expenditures for the fiscal year ended June 30, 2023, were \$15,057,781 (see Schedule A), which exceeded the MOE benchmark requirement of \$11,725,957. We agreed the total expenditures of \$15,057,781 to the amount reported on the City's Expenditure Report (Schedule 3, line 18). No exceptions were found as a result of this procedure.

---

(Continued)

3. Select a sample of MOE expenditures from the Eligible Jurisdiction's general ledger expenditure detail. Describe the percentage of total expenditures selected for inspection. For each item selected, perform the following:
  - a. Agree the dollar amount listed on the general ledger to supporting documentation, which may include a check copy or wire transfer, vendor invoice, payroll registers and timecards, journal voucher or other appropriate supporting documentation; and
  - b. Determine whether the expenditure was properly classified as a local street and road expenditure and is allowable per the Ordinance.

Findings: We selected 25 direct MOE expenditures totaling \$6,196,339, which represented approximately 41% of direct MOE expenditures of \$14,964,712 for fiscal year ended June 30, 2023. We agreed the dollar amount listed on the general ledger to supporting documentation provided by the City. Upon inspection of our samples, we determined that there was one expenditure relating to parking structure rent, which totaled \$44,528 should have been reported as indirect costs. No other exceptions were found as a result of this procedure.

4. Identify whether indirect costs were charged as MOE expenditures. If applicable, compare indirect costs identified to the amount reported on the Eligible Jurisdiction's Expenditure Report (Schedule 3, line 1). Explain any differences. If applicable, obtain detail of indirect costs charged, and select a sample of charges for inspection. Inspect supporting documentation for reasonableness and appropriate methodology.

Findings: We selected 25 indirect MOE costs for inspection totaling \$26,147, representing 28% of the total indirect MOE costs of \$93,069. These charges include payroll and benefits, monthly group insurance, and others. For indirect costs, the methodology used to allocate the actual costs to projects should be documented and represent a fair and reasonable allocation of costs. The City noted that all indirect expenditures were based on a written cost allocation plan developed in 2016. Through further inspection of the City's indirect cost allocation plan, Crowe determined the methodology was reasonable. However, the allocations was based upon an analysis of activities that took place over 8 years ago. No other exceptions were found as a result of this procedure.

5. Obtain a listing of Measure M2 Local Fair Share payments made from OCLTA to the Eligible Jurisdiction and calculate the amount the Eligible Jurisdiction received for the past three fiscal years. Obtain the fund balance of the Eligible Jurisdiction's Measure M2 Local Fair Share Fund as of June 30, 2023 and agree to the balance as listed on the Eligible Jurisdiction's Expenditure Report (Schedule 1, line 20) and determine whether funds were expended within three years of receipt or within five years, if an extension was granted. Explain any differences.

Findings: The City received \$12,329,260 for the past three fiscal years ended June 30, 2021, 2022, and 2023. We compared the fund balance of \$3,422,549 from the general ledger detail to the fund balance reported in the City's Expenditure Report (Schedule 1, line 21) of \$3,422,549, with no differences. We determined funds were expended within three years of receipt. No exceptions were identified as a result of this procedure.

6. Describe which fund the Eligible Jurisdiction used to track expenditures relating to Measure M2 Local Fair Share monies in its general ledger and the amount spent during the fiscal year ended June 30, 2023. Agree the total Local Fair Share expenditures per the general ledger to the amounts reflected on the Eligible Jurisdiction's Expenditure Report (Schedule 2, line 17, and detail listed at Schedule 4). Explain any differences.

---

(Continued)

Findings: The LFS expenditures were tracked in the City's general ledger by fund number, department number, and various unit and object codes. The City recorded its LFS expenditures in its Measure M2 Fair Share Fund (271) under the Public Works department (412), followed by a 4-digit unit code and a 4-digit object code. Total Measure M2 Local Fair Share expenditures per the general ledger during the fiscal year ended June 30, 2023, were \$4,384,847, which agreed to the City's Expenditure Report (Schedule 2, line 17, and detail listed at Schedule 4). No exceptions were found as a result of this procedure.

7. Obtain the Eligible Jurisdiction's Seven-Year Capital Improvement Program (CIP). Compare the projects listed on the Eligible Jurisdiction's Expenditure Report (Schedule 4) to the Seven-Year CIP, explaining any differences. Select a sample of Measure M2 Local Fair Share expenditures from the Eligible Jurisdiction's general ledger expenditure detail. Describe the percentage of total expenditures selected for inspection. For each item selected perform the following:
  - a. Agree the dollar amount listed on the general ledger to supporting documentation, which may include a check copy or wire transfer, vendor invoice, payroll registers and timecards, journal vouchers or other appropriate supporting documentation; and
  - b. Determine that the expenditures selected in (a) above were related to projects included in the Eligible Jurisdiction's Seven-Year CIP and are properly classified as Measure M2 Local Fair Share projects.

Findings: We compared the projects listed on the City's Expenditure Report (Schedule 4) to the Seven-Year CIP, without exception. We selected 15 direct Measure M2 Local Fair Share expenditures for inspection totaling \$3,195,620, representing approximately 75% of total direct Measure M2 Local Fair Share expenditures of \$4,232,656 for the fiscal year ended June 30, 2023. We agreed the dollar amount to supporting documentation and determined that expenditures selected were related to projects included in the City's Seven-Year CIP and were properly classified as Measure M2 Local Fair Share projects. No exceptions were found as a result of this procedure.

8. Identify whether indirect costs were charged as Measure M2 Local Fair Share expenditures. If applicable, compare indirect costs identified to the amount reported on the Eligible Jurisdiction's Expenditure Report (Schedule 3, line 1). Explain any differences. If applicable, select a sample of charges. Describe the dollar amount inspected. Identify the amounts charged and inspect supporting documentation for reasonableness and appropriate methodology.

Findings: Based upon inspection of the Expenditure Report (Schedule 3, line 1), the City reported \$152,191 in indirect costs for LFS for the fiscal year ended June 30, 2023. We selected 25 Local Fair Share indirect costs for inspection totaling \$34,188, representing 22% of the total Local Fair Share indirect costs. Upon inspection, we determined these charges were labor costs directly identifiable as street and road project labor costs. As such, these costs should have been reported as direct costs. No other exceptions were found as a result of this procedure.

9. Obtain and inspect the Eligible Jurisdiction's interest allocation methodology and amount of interest allocated to the Measure M2 Local Fair Share Fund to ensure the proper amount of interest was credited. Agree the amount reflected to the amount of interest listed on the Eligible Jurisdiction's Expenditure Report (Schedule 2, line 4). Explain any differences.

Findings: We inspected the amount of interest allocated to the Measure M2 Local Fair Share Fund and agreed the amount reflected to the amount of interest totaling \$263,385 listed on the City's Expenditure Report (Schedule 2, line 4). We inspected the interest allocation methodology and recomputed the amount based on the interest allocation methodology. No exceptions were found as a result of this procedure.

---

(Continued)

10. Determine whether the Jurisdiction was found eligible by the Board of Directors for the applicable year (FY23) by inspecting the OCLTA Board agenda and action items.

Findings: No exceptions were noted as a result of this procedure.

We were engaged by OCLTA to perform this agreed-upon procedures engagement and conducted our engagement in accordance with attestation standards established by the American Institute of Certified Public Accountants. We were not engaged to and did not conduct an examination or review engagement, the objective of which would be the expression of an opinion or conclusion, respectively, on the accounting records, any indirect cost allocation plans and compliance with the provisions of the Measure M2 Local Transportation Ordinance. Accordingly, we do not express such an opinion or conclusion. Had we performed additional procedures, other matters might have come to our attention that would have been reported to you.

We are required to be independent of the City's management and to meet our other ethical responsibilities, in accordance with the relevant ethical requirements related to our agreed-upon procedures engagement.

At the request of OCLTA, the City's responses to certain findings are included in Exhibit 1. The responses are included for the purpose of additional information and were not subjected to the procedures described above. Accordingly, we did not perform any procedures on the City's responses and express no assurance or opinion on them.

This report is intended solely for the information and use of and is not intended to be, and should not be, used by anyone other than the specified party.



Crowe LLP

Costa Mesa, California  
March 12, 2024

CITY OF ANAHEIM, CALIFORNIA  
SCHEDULE OF MEASURE M2 LOCAL FAIR SHARE EXPENDITURES  
Year ended June 30, 2023  
(Unaudited)

<b>SCHEDULE A</b>	
<b>Maintenance of Effort (MOE) Expenditures:</b>	
Indirect and/ or Overhead - Schedule 3, line 1	\$ 93,069
<b>Construction &amp; Right-of-Way</b>	
Street Reconstruction	\$ 989,170
Signals, Safety Devices, & Street Lights	1,988,951
<b>Total Construction</b>	<u>\$ 2,978,121</u>
<b>Maintenance</b>	
Street Lights & Traffic Signals	\$ 5,601,390
Other Street Purpose Maintenance	6,385,201
<b>Total Maintenance</b>	<u>\$ 11,986,591</u>
<b>Total MOE Expenditures</b>	<u>\$ 15,057,781</u>
 <b>Measure M2 Local Fair Share Expenditures (Schedule 4):</b>	
Capital Project Administration	\$ 152,191
General Agency Coordination	4,790
Orangewood Ave Pavement Rehab (Haster to Lewis)	22,003
Orangewood Ave Pavement Rehab (Harbor to Haster)	43,738
Orange Ave Pavement Rehab (Magnolia to Gilbert)	8,320
Weir Canyon Road Pavement Rehab (Serrano to Parkglen)	1,375
Euclid Street Pavement Rehab (Glenoaks to 91 Freeway)	931,829
East Street Pavement Rehab (La Palma to 91 Freeway)	(130,188)
OCSD State College Pavement Rehab Project	117,011
Orangewood Pavement Rehab (Lakeview to Imperial)	5,906
La Palma Pavement Rehab (Lakeview to Imperial)	13,741
Euclid Pavement Rehab (Broadway to Lincoln)	895,890
East Street Pavement Rehab (Lakewood to Imperial)	34,219
Broadway Pavement Rehab (Anaheim to East)	61,285
Santa Ana Canyon Pavement Rehab	34,787
Weir Canyon Pavement Rehab (Serrano to Santa Ana Cyn)	742,078
Weir Canyon Pavement Rehab (Running Springs to South Limits)	1,234,759
South St Pavement Rehab (State College Blvd to Sunkist St)	31,296
Lincoln Pavement Rehab (Dale to Magnolia)	7,341
Ball Road Pavement Rehab (Claudina to State College)	5,144
Nohl Ranch, Imperial and Anaheim Hills Pavement Rehab	65,494
Brookhurst Pavement Rehab: 91 to North City Limits Fullerton	11,385
Cerritos Ave Pavement Rehab from Nutwood St to Euclid Street	77,198
Dupont Dr Pavement Rehab- South of Orangewood Avenue	13,255
<b>Total Measure M2 Local Fair Share Expenditures</b>	<u>\$ 4,384,847</u>
<b>Total MOE and Measure M2 Local Fair Share Expenditures</b>	<u><u>\$ 19,442,628</u></u>

Note: The above amounts were taken directly from the financial records of the City of Anaheim and were not audited.



# City of Anaheim

## DEPARTMENT OF PUBLIC WORKS

Exhibit 1

March 12, 2024

Board of Directors  
Orange County Local Transportation Authority  
and the Taxpayers Oversight Committee of the  
Orange County Local Transportation Authority  
Orange, California

The following response is being submitted to address results from the agreed upon procedures performed for the Measure M2 Local Fair Share program for the City of Anaheim as of and for the fiscal year ended June 30, 2023.

### Procedure # 3

Select a sample of MOE expenditures from the Eligible Jurisdiction's general ledger expenditure detail. Describe the percentage of total expenditures selected for inspection. For each item selected, perform the following:

- a. Agree the dollar amount listed on the general ledger to supporting documentation, which may include a check copy or wire transfer, vendor invoice, payroll registers and timecards, journal voucher or other appropriate supporting documentation; and
- b. Determine whether the expenditure was properly classified as a local street and road expenditure and is allowable per the Ordinance.

**Findings:** We selected 25 direct MOE expenditures totaling \$6,196,339, which represented approximately 41% of direct MOE expenditures of \$14,964,712 for fiscal year ended June 30, 2023. We agreed the dollar amount listed on the general ledger to supporting documentation provided by the City. Upon inspection of our samples, we determined that there was one expenditure relating to parking structure rent, which totaled \$44,528 should have been reported as indirect costs. No other exceptions were found as a result of this procedure.

### City's Response:

The City acknowledged that this charge should have been reported as indirect costs. This parking structure expense is an internal governmental service charge, which is a charge for the cost of employee parking in the City's parking structure. It is the same as the facility rent that we pay. The Public Works Department considered these expenses as a Traffic Systems general indirect cost. Based on the audit recommendation, the Public Works Department will report this type of expense as indirect costs.

### Procedure # 4

Identify whether indirect costs were charged as MOE expenditures. If applicable, compare indirect costs identified to the amount reported on the Eligible Jurisdiction's Expenditure Report (Schedule 3, line 1). Explain any differences. If applicable, obtain detail of indirect costs charged, and select a sample of charges for inspection. Inspect supporting documentation for reasonableness and appropriate methodology.

Findings: We selected 25 indirect MOE costs for inspection totaling \$26,147, representing 28% of the total indirect MOE costs of \$93,069. These charges include payroll and benefits, monthly group insurance, and others. For indirect costs, the methodology used to allocate the actual costs to projects should be documented and represent a fair and reasonable allocation of costs. The City noted that all indirect expenditures were based on a written cost allocation plan developed in 2016. Through further inspection of the City's indirect cost allocation plan, Crowe determined the methodology was reasonable. However, the allocations was based upon an analysis of activities that took place over 8 years ago. No other exceptions were found as a result of this procedure.

City's Response:

In 2016, the Public Works Department requested an internal audit review to evaluate selected elements of the Maintenance of Effort (MOE) allocation basis. Based on that review, there were several changes implemented to the department's allocation. The memo dated May 4, 2016, outlines the recommended allocations from the internal audit review, which were subsequently implemented and have since remained in effect. Since then, there have been no operational or procedural changes within the department that would affect the MOE allocations. While there have not been any known material changes, the department intends to request an updated review of the MOE allocations by internal audit, updating current year allocations as needed. Additionally, the department commits to conducting this review every five years to ensure the maintenance of an appropriate MOE allocation basis.


**Procedure # 8**

Identify whether indirect costs were charged as Measure M2 Local Fair Share expenditures. If applicable, compare indirect costs identified to the amount reported on the Eligible Jurisdiction's Expenditure Report (Schedule 3, line 1). Explain any differences. If applicable, select a sample of charges. Describe the dollar amount inspected. Identify the amounts charged and inspect supporting documentation for reasonableness and appropriate methodology.

Findings: Based upon inspection of the Expenditure Report (Schedule 3, line 1), the City reported \$152,191 in indirect costs for LFS for the fiscal year ended June 30, 2023. We selected 25 Local Fair Share indirect costs for inspection totaling \$34,188, representing 22% of the total Local Fair Share indirect costs. Upon inspection, we determined these charges were labor costs directly identifiable as street and road project labor costs. As such, these costs should have been reported as direct costs. No other exceptions were found as a result of this procedure.

City's Response:

The Public Works Department reported the general accounting and finance expenses as indirect costs (Schedule 3, line 1). The expenses were direct labor costs charged to Local Fair Share. Based on the audit recommendation the Public Works Department will report the expenses as Other expenses (Schedule 3, line 17) in future M2 Expenditure Reports

  
\_\_\_\_\_  
Rudy Emami, Public Works Director

  
\_\_\_\_\_  
Deborah A. Moreno, Finance Director/Treasurer

  
\_\_\_\_\_  
Jim Vanderpool, City Manager  
For

INDEPENDENT ACCOUNTANTS' REPORT ON  
APPLYING AGREED-UPON PROCEDURES  
CITY OF BUENA PARK

Board of Directors  
Orange County Local Transportation Authority and  
the Taxpayers Oversight Committee of the  
Orange County Local Transportation Authority  
Orange, California

We have performed the procedures enumerated below, which were agreed to by the Taxpayers Oversight Committee of the Orange County Local Transportation Authority (OCLTA) (the specified party), related to the City of Buena Park's (City) compliance with certain provisions of the Measure M2 Local Transportation Ordinance (Ordinance) as of and for the fiscal year ended June 30, 2023. The City's management is responsible for compliance with the Ordinance and for its cash, revenue, and expenditure records.

The Taxpayers Oversight Committee of the OCLTA has agreed to and acknowledged that the procedures performed are appropriate to meet the intended purpose of evaluating the City's compliance with certain provisions of the Ordinance as of and for the fiscal year ended June 30, 2023. We make no representation regarding the appropriateness of the procedures either for the purpose for which this report has been requested or for any other purpose. This report may not be suitable for any other purpose. The procedures performed may not address all the items of interest to a user of this report and may not meet the needs of all users of this report and, as such, users are responsible for determining whether the procedures performed are appropriate for their purposes. An agreed-upon procedures engagement involves performing specific procedures that the engaging party has agreed to and acknowledged to be appropriate for the intended purpose of the engagement and reporting on findings based on the procedures performed.

The procedures and associated findings were as follows:

1. Describe which funds the Eligible Jurisdiction used to track all street and road expenditures and inquire how the Eligible Jurisdiction identifies (Maintenance of Effort) MOE expenditures in its general ledger.

Findings: The MOE expenditures were tracked in the City's general ledger by fund and activity number. The City recorded its MOE expenditures in its General Fund (101) and expenditures are identified by various 6-digit activity numbers. No exceptions were found as a result of this procedure.

2. Obtain the detail of MOE expenditures for the fiscal year ended June 30, 2023 and determine whether the Eligible Jurisdiction met the minimum MOE requirement as outlined in the Measure M2 Eligibility Guidelines Fiscal Year 2022/2023. Agree the total MOE expenditures to the amount reported on the Eligible Jurisdiction's Expenditure Report (Schedule 3, line 18). Explain any differences.

Findings: The City's MOE expenditures for the fiscal year ended June 30, 2023, were \$5,142,741 (see Schedule A), which exceeded the MOE benchmark requirement of \$4,184,754. We agreed the total expenditures of \$5,142,741 to the amount reported on the City's Expenditure Report (Schedule 3, line 18). No exceptions were found as a result of this procedure.

---

(Continued)



3. Select a sample of MOE expenditures from the Eligible Jurisdiction's general ledger expenditure detail. Describe the percentage of total expenditures selected for inspection. For each item selected, perform the following:
  - a. Agree the dollar amount listed on the general ledger to supporting documentation, which may include a check copy or wire transfer, vendor invoice, payroll registers and timecards, journal voucher or other appropriate supporting documentation; and
  - b. Determine whether the expenditure was properly classified as a local street and road expenditure and is allowable per the Ordinance.

**Findings:** We selected 25 direct MOE expenditures totaling \$1,033,865, which represented approximately 29% of direct MOE expenditures of \$3,606,939 for fiscal year ended June 30, 2023. Crowe agreed the dollar amount listed on the general ledger to supporting documentation provided by the City. Crowe determined that the expenditures were properly classified as a local street and road expenditure and is allowable per the ordinance. No exceptions were found as a result of this procedure.

4. Identify whether indirect costs were charged as MOE expenditures. If applicable, compare indirect costs identified to the amount reported on the Eligible Jurisdiction's Expenditure Report (Schedule 3, line 1). Explain any differences. If applicable, obtain detail of indirect costs charged, and select a sample of charges for inspection. Inspect supporting documentation for reasonableness and appropriate methodology.

**Findings:** We agreed the total indirect expenditures of \$1,535,802 to the amount reported on the City's Expenditure Report (Schedule 3, line 1) with no differences. We selected 25 indirect MOE costs for inspection totaling \$613,744, representing 41% of the total indirect MOE costs of \$1,535,802. These expenses included payroll and benefits, monthly building and equipment maintenance allocation, office supplies, and others. For indirect costs, the methodology used to allocate the actual costs to projects should be documented and represent a fair and reasonable allocation of costs. Specifically for the payroll and benefits related expenditures, we requested the City to provide a documented methodology used to support the employee percentage allocations to the MOE accounts and they were unable to provide such documentation that adequately supports the allocation percentages. It was noted that the allocation percentages for each employee were based on a Public Works managerial assumption of the time spent on each account and was not based on historical or current data. As such, we lack information necessary to confirm these costs as fair and reasonable and the entirety of these allocated costs were removed from the MOE, except for the allocated salary of one Street Maintenance Superintendent, who worked exclusively on street and road related projects. The total costs removed were \$998,755. In addition, chargebacks to payroll-related expenditures totaling \$252,192 were removed from the MOE. After the above adjustments, the City's MOE expenditures totaled \$4,396,178, which exceed the City's MOE benchmark of \$4,184,754. No other exceptions were found as a result of this procedure.

5. Obtain a listing of Measure M2 Local Fair Share payments made from OCLTA to the Eligible Jurisdiction and calculate the amount the Eligible Jurisdiction received for the past three fiscal years. Obtain the fund balance of the Eligible Jurisdiction's Measure M2 Local Fair Share Fund as of June 30, 2023 and agree to the balance as listed on the Eligible Jurisdiction's Expenditure Report (Schedule 1, line 20) and determine whether funds were expended within three years of receipt or within five years, if an extension was granted. Explain any differences.

**Findings:** The City received \$5,541,865 for the past three fiscal years ended June 30, 2021, 2022, and 2023. We agreed the fund balance of \$2,384,395 from the general ledger detail to the City's Expenditure Report (Schedule 1, line 20), with no differences.

---

(Continued)

6. Describe which fund the Eligible Jurisdiction used to track expenditures relating to Measure M2 Local Fair Share monies in its general ledger and the amount spent during the fiscal year ended June 30, 2023. Agree the total Local Fair Share expenditures per the general ledger to the amounts reflected on the Eligible Jurisdiction's Expenditure Report (Schedule 2, line 17, and detail listed at Schedule 4). Explain any differences. We determined funds were expended within three years of receipt. No exceptions were found as a result of this procedure.

Findings: The City tracks its LFS expenditures in its Measure M2 Fund (25). Total Measure M2 Local Fair Share expenditures per the general ledger during the fiscal year ended June 30, 2023 was \$2,055,113 (see Schedule A), which agreed to the City's Expenditure Report. (Schedule 2, line 17, and detail listed at Schedule 4). No exceptions were found as a result of this procedure.

7. Obtain the Eligible Jurisdiction's Seven-Year Capital Improvement Program (CIP). Compare the projects listed on the Eligible Jurisdiction's Expenditure Report (Schedule 4) to the Seven-Year CIP, explaining any differences. Select a sample of Measure M2 Local Fair Share expenditures from the Eligible Jurisdiction's general ledger expenditure detail. Describe the percentage of total expenditures selected for inspection. For each item selected perform the following:
  - a. Agree the dollar amount listed on the general ledger to supporting documentation, which may include a check copy or wire transfer, vendor invoice, payroll registers and timecards, journal vouchers or other appropriate supporting documentation; and
  - b. Determine that the expenditures selected in (a) above were related to projects included in the Eligible Jurisdiction's Seven-Year CIP and are properly classified as Measure M2 Local Fair Share projects.

Findings: We compared the projects listed on the City's Expenditure Report (Schedule 4) to the Seven Year CIP, without any exception. We selected 5 Measure M2 Local Fair Share direct expenditures for inspection totaling \$1,528,585 representing approximately 92% of total Measure M2 direct Local Fair Share expenditures of \$1,639,630 for the fiscal year ended June 30, 2023. We agreed the dollar amount to supporting documentation and determined that the expenditures selected were related to projects included in the City's Seven-Year CIP and were properly classified as Measure M2 Local Fair Share projects. No exceptions were found as a result of this procedure.

8. Identify whether indirect costs were charged as Measure M2 Local Fair Share expenditures. If applicable, compare indirect costs identified to the amount reported on the Eligible Jurisdiction's Expenditure Report (Schedule 3, line 1). Explain any differences. If applicable, select a sample of charges. Describe the dollar amount inspected. Identify the amounts charged and inspect supporting documentation for reasonableness and appropriate methodology.

Findings: Based upon inspection of the Expenditure Report (Schedule 3, line 1), the City reported \$415,484 in indirect costs for LFS for the fiscal year ended June 30, 2023. We selected 25 indirect costs for inspection with a total amount of \$243,581 representing 59% of the total LFS indirect costs. Upon inspection, we determined these charges were labor cost allocations. For indirect costs, the methodology used to allocate the actual costs to projects should be documented and represent a fair and reasonable allocation of costs. We requested the City to provide the documented methodology used to support the labor cost allocations and the City was unable to provide such documentation. It was noted that the allocation percentages for each employee were based on the Public Works managerial assumption of the time being spent on each account and was not based on historical or current data. As such, sufficient information was not available to confirm these costs as fair and reasonable, and the entirety of these allocations, except for the allocated salary of one Street Maintenance Superintendent that worked exclusively on street and road related projects, were not deemed allowable per the Ordinance. The total disallowed was \$387,576. No other exceptions were found as a result of this procedure.

9. Obtain and inspect the Eligible Jurisdiction's interest allocation methodology and amount of interest allocated to the Measure M2 Local Fair Share Fund to ensure the proper amount of interest was credited. Agree the amount reflected to the amount of interest listed on the Eligible Jurisdiction's Expenditure Report (Schedule 2, line 4). Explain any differences.

Findings: We inspected the amount of interest allocated to the Measure M2 Local Fair Share Fund and agreed the amount reflected to the amount of interest totaling \$43,807 listed on the City's Expenditure Report (Schedule 2, line 4). We inspected the interest allocation methodology and recomputed the amount based on the interest allocation methodology. No exceptions were found as a result of this procedure.

10. Determine whether the Jurisdiction was found eligible by the Board of Directors for the applicable year (FY23) by inspecting the OCLTA Board agenda and action items.

Findings: No exceptions were noted as a result of this procedure.

We were engaged by OCLTA to perform this agreed-upon procedures engagement and conducted our engagement in accordance with attestation standards established by the American Institute of Certified Public Accountants. We were not engaged to and did not conduct an examination or review engagement, the objective of which would be the expression of an opinion or conclusion, respectively, on the accounting records, any indirect cost allocation plans and compliance with the provisions of the Measure M2 Local Transportation Ordinance. Accordingly, we do not express such an opinion or conclusion. Had we performed additional procedures, other matters might have come to our attention that would have been reported to you.

We are required to be independent of the City's management and to meet our other ethical responsibilities, in accordance with the relevant ethical requirements related to our agreed-upon procedures engagement.

At the request of OCLTA, the City's responses to certain findings are included in Exhibit 1. The responses are included for the purpose of additional information and were not subjected to the procedures described above. Accordingly, we did not perform any procedures on the City's responses and express no assurance or opinion on them.

This report is intended solely for the information and use of and is not intended to be, and should not be, used by anyone other than the specified party.



Crowe LLP

Costa Mesa, California  
April 9, 2024

CITY OF BUENA PARK, CALIFORNIA  
 SCHEDULE OF MEASURE M2 LOCAL FAIR SHARE EXPENDITURES  
 Year ended June 30, 2023  
 (Unaudited)

---

	<b>SCHEDULE A</b>
<b>Maintenance of Effort (MOE) Expenditures:</b>	
Indirect and/ or Overhead - Schedule 3, line 1	\$ 1,535,802
<b>Maintenance</b>	
Street Lights & Traffic Signals	1,227,520
Other Street Purpose Maintenance	2,379,418
<b>Total Maintenance</b>	<u>\$ 3,606,938</u>
<b>Total MOE Expenditures</b>	<u>\$ 5,142,740</u>
 <b>Measure M2 Local Fair Share Expenditures (Schedule 4):</b>	
Malvern Avenue Rehabilitation	\$ 1,850,908
Orangethorpe Avenue Pavement Rehabilitation	150,144
Metrolink Improvements	<u>54,061</u>
<b>Total Measure M2 Local Fair Share Expenditures</b>	<u>\$ 2,055,113</u>
<b>Total MOE and Measure M2 Local Fair Share Expenditures</b>	<u>\$ 7,197,853</u>

Note: The above amounts were taken directly from the financial records of the City of Buena Park and were not audited.

April 9, 2024

Board of Directors  
Orange County Local Transportation Authority  
and the Taxpayers Oversight Committee of the  
Orange County Local Transportation Authority  
Orange, California

The following response is being submitted to address results from the agreed upon procedures performed for the Measure M2 Local Fair Share program for the City of Buena Park as of and for the fiscal year ended June 30, 2023.

**Procedure #4**

Identify whether indirect costs were charged as MOE expenditures. If applicable, compare indirect costs identified to the amount reported on the Eligible Jurisdiction's Expenditure Report (Schedule 3, line 1). Explain any differences. If applicable, obtain detail of indirect costs charged, and select a sample of charges for inspection. Inspect supporting documentation for reasonableness and appropriate methodology.

Findings: We agreed the total indirect expenditures of \$1,535,802 to the amount reported on the City's Expenditure Report (Schedule 3, line 1) with no differences. We selected 25 indirect MOE costs for inspection totaling \$613,744, representing 41% of the total indirect MOE costs of \$1,535,802. These expenses included payroll and benefits, monthly building and equipment maintenance allocation, office supplies, and others. For indirect costs, the methodology used to allocate the actual costs to projects should be documented and represent a fair and reasonable allocation of costs. Specifically for the payroll and benefits related expenditures, we requested the City to provide a documented methodology used to support the employee percentage allocations to the MOE accounts and they were unable to provide such documentation that adequately supports the allocation percentages. It was noted that the allocation percentages for each employee were based on a Public Works managerial assumption of the time spent on each account and was not based on historical or current data. As such, we lack information necessary to confirm these costs as fair and reasonable and the entirety of these allocated costs were removed from the MOE, except for the allocated salary of one Street Maintenance Superintendent, who worked exclusively on street and road related projects. The total costs removed were \$998,755. In addition, chargebacks to payroll-related expenditures totaling \$252,192 were removed from the MOE. After the above adjustments, the City's MOE expenditures totaled \$4,396,178, which exceed the City's MOE benchmark of \$4,184,754. No other exceptions were found as a result of this procedure.

City's Response:

**See Procedure #8 response.**

**Procedure #8**

Identify whether indirect costs were charged as Measure M2 Local Fair Share expenditures. If applicable, compare indirect costs identified to the amount reported on the Eligible Jurisdiction's Expenditure Report (Schedule 3, line 1). Explain any differences. If applicable, select a sample of charges. Describe the dollar amount inspected. Identify the amounts charged and inspect supporting documentation for reasonableness and appropriate methodology.

Findings: Based upon inspection of the Expenditure Report (Schedule 3, line 1), the City reported \$415,484 in indirect costs for LFS for the fiscal year ended June 30, 2023. We selected 25 indirect costs for inspection with a total amount of \$243,581 representing 59% of the total LFS indirect costs. Upon inspection, we determined these

charges were labor cost allocations. For indirect costs, the methodology used to allocate the actual costs to projects should be documented and represent a fair and reasonable allocation of costs. We requested the City to provide the documented methodology used to support the labor cost allocations and the City was unable to provide such documentation. It was noted that the allocation percentages for each employee were based on the Public Works managerial assumption of the time being spent on each account and was not based on historical or current data. As such, sufficient information was not available to confirm these costs as fair and reasonable, and the entirety of these allocations, except for the allocated salary of one Street Maintenance Superintendent that worked exclusively on street and road related projects, were not deemed allowable per the Ordinance. The total disallowed was \$387,576. No other exceptions were found as a result of this procedure.


City's Response:

The City acknowledges and accepts that its current indirect cost methodology is no longer accepted by OCTA as a fair and equitable way to allocate costs and will implement corrective action to align with OCTA guidelines. The City maintains that its methodology for allocating labor costs was followed consistently for several years and had been previously audited by OCTA for the fiscal year ending June 30, 2018, with no finding related to its allocation plan. While the issue of overhead cost allocation was discussed at the M2 director's meetings, the City relied on past audits where the methodology was accepted, considering them as prior validation to continue employing the same approach under the assumption that it was acceptable and reasonable for OCTA.

Furthermore, the City believes that the allocated overhead costs could have alternatively been classified as direct labor costs according to the gas tax guidelines. Extensive sample documentation was provided to support that direct staff time was dedicated to readily identifiable street projects. While the auditors and OCTA staff acknowledged that work was performed by City staff, they expressed that they could not accept the supporting documentation citing challenges in quantifying the time worked.

The City holds the view that OCTA guidelines do not necessarily mandate time sheets as the exclusive means to substantiate and quantify labor costs. It contends that the extensive documentation provided, which consists of legal notices, inspection reports, contracts, contractor correspondence, construction documents, agenda reports, and other supportive materials, is reasonable and sufficient to demonstrate the considerable staff resources directly involved with specific street-related projects and the costs reported for these activities are fair and reasonable. The documentation provided, though not in the form of traditional timesheets, offers compelling evidence of the resources dedicated to fulfilling Measure M2 LFS objectives. Disallowing the entirety of these costs not only disregards the substantial efforts invested by City personnel but also implies an unreasonable scenario where no engineering and inspection staff time was allocated to street activities.


We acknowledge the need to revise our indirect cost methodology to align with OCTA standards and recognize the significance of ensuring fair and reasonable allocation of resources while fulfilling Measure M2 LFS objectives. As a part of this initiative, the City will begin using timecards to track direct costs and implement a cost allocation plan to track indirect costs associated with street projects. We are committed to working closely with OCTA to address concerns and implement necessary changes.



Aaron France, City Manager



Sung Hyun, Director of Finance



Mina Mikhael, Director of Public Works

INDEPENDENT ACCOUNTANTS' REPORT ON  
APPLYING AGREED-UPON PROCEDURES  
CITY OF COSTA MESA

Board of Directors  
Orange County Local Transportation Authority and  
the Taxpayers Oversight Committee of the  
Orange County Local Transportation Authority  
Orange, California

We have performed the procedures enumerated below, which were agreed to by the Taxpayers Oversight Committee of the Orange County Local Transportation Authority (OCLTA) (the specified party), related to the City of Costa Mesa's (City) compliance with certain provisions of the Measure M2 Local Transportation Ordinance (Ordinance) as of and for the fiscal year ended June 30, 2023. The City's management is responsible for compliance with the Ordinance and for its cash, revenue, and expenditure records.

The Taxpayers Oversight Committee of the OCLTA has agreed to and acknowledged that the procedures performed are appropriate to meet the intended purpose of evaluating the City's compliance with certain provisions of the Ordinance as of and for the fiscal year ended June 30, 2023. We make no representation regarding the appropriateness of the procedures either for the purpose for which this report has been requested or for any other purpose. This report may not be suitable for any other purpose. The procedures performed may not address all the items of interest to a user of this report and may not meet the needs of all users of this report and, as such, users are responsible for determining whether the procedures performed are appropriate for their purposes. An agreed-upon procedures engagement involves performing specific procedures that the engaging party has agreed to and acknowledged to be appropriate for the intended purpose of the engagement and reporting on findings based on the procedures performed.

The procedures and associated findings were as follows:

1. Describe which funds the Eligible Jurisdiction used to track all street and road expenditures and inquire how the Eligible Jurisdiction identifies (Maintenance of Effort) MOE expenditures in its general ledger.

Findings: The MOE expenditures were tracked in the City's general ledger by fund, department, program, and expenditure number. The City recorded its MOE expenditures in its General Fund (101), Capital Improvement Fund (401), Equipment Replacement Fund (601), and is identified by a 5-digit department number, a 5-digit program number, and a 6-digit expenditure number. No exceptions were found as a result of this procedure.

2. Obtain the detail of MOE expenditures for the fiscal year ended June 30, 2023 and determine whether the Eligible Jurisdiction met the minimum MOE requirement as outlined in the Measure M2 Eligibility Guidelines Fiscal Year 2022/2023. Agree the total MOE expenditures to the amount reported on the Eligible Jurisdiction's Expenditure Report (Schedule 3, line 18). Explain any differences.

---

(Continued)

Findings: The City's MOE expenditures for the fiscal year ended June 30, 2023, were \$10,771,223 (see Schedule A), which exceeded the MOE benchmark requirement of \$8,607,340. We agreed the total expenditures of \$10,771,223 to the amount reported on the City's Expenditure Report (Schedule 3, line 18). No exceptions were found as a result of this procedure.

3. Select a sample of MOE expenditures from the Eligible Jurisdiction's general ledger expenditure detail. Describe the percentage of total expenditures selected for inspection. For each item selected, perform the following:
  - a. Agree the dollar amount listed on the general ledger to supporting documentation, which may include a check copy or wire transfer, vendor invoice, payroll registers and timecards, journal voucher or other appropriate supporting documentation; and
  - b. Determine whether the expenditure was properly classified as a local street and road expenditure and is allowable per the Ordinance.

Findings: We selected 25 direct MOE expenditures totaling \$2,929,492, which represented approximately 31% of direct MOE expenditures of \$9,311,331 for the fiscal year ended June 30, 2023. Crowe agreed the dollar amount listed on the general ledger to supporting documentation provided by the City. Crowe determined that the expenditures were properly classified as a local street and road expenditures and were allowable per the Ordinance. No exceptions were found as a result of this procedure.

4. Identify whether indirect costs were charged as MOE expenditures. If applicable, compare indirect costs identified to the amount reported on the Eligible Jurisdiction's Expenditure Report (Schedule 3, line 1). Explain any differences. If applicable, obtain detail of indirect costs charged, and select a sample of charges for inspection. Inspect supporting documentation for reasonableness and appropriate methodology.

Findings: Based upon inspection of the general ledger detail, the Expenditure Report (Schedule 3, line 1), and discussion with the City's accounting personnel, indirect costs were identified as MOE expenditures for the fiscal year ended June 30, 2023. We agreed \$1,459,892 of indirect costs per the Expenditure Report (Schedule 3, line 1) to the general ledger detail. We selected 25 charges for inspection with a total amount of \$528,067 representing, 36% of the total MOE indirect costs. We recomputed the selected indirect costs using the City's allocation methodology and identified no exceptions. The indirect costs included labor charges for the Public Works department. Upon inspecting the supporting documentation for the samples selected, we determined that the indirect MOE costs were properly classified as indirect expenditures and based upon a reasonable and appropriate methodology. No exceptions were found as a result of this procedure.

5. Obtain a listing of Measure M2 Local Fair Share payments made from OCLTA to the Eligible Jurisdiction and calculate the amount the Eligible Jurisdiction received for the past three fiscal years. Obtain the fund balance of the Eligible Jurisdiction's Measure M2 Local Fair Share Fund as of June 30, 2023 and agree to the balance as listed on the Eligible Jurisdiction's Expenditure Report (Schedule 1, line 20) and determine whether funds were expended within three years of receipt or within five years, if an extension was granted. Explain any differences.

Findings: The City received \$9,215,661 for the past three fiscal years ended June 30, 2021, 2022, and 2023. We agreed the fund balance of \$6,457,271 from the general ledger detail to the City's Expenditure Report (Schedule 1, line 20), with no differences. We determined funds were expended within three years of receipt. No exceptions were found as a result of this procedure.

6. Describe which fund the Eligible Jurisdiction used to track expenditures relating to Measure M2 Local Fair Share monies in its general ledger and the amount spent during the fiscal year ended June 30, 2023. Agree the total Local Fair Share expenditures per the general ledger to the amounts reflected on the Eligible Jurisdiction's Expenditure Report (Schedule 2, line 17, and detail listed at Schedule 4). Explain any differences.

---

(Continued)



Findings: The LFS expenditures were tracked in the City's general ledger by fund number, department number, and program number. The City recorded its LFS expenditures in its Measure M2 Fund (416). Total Measure M2 Local Fair Share expenditures per the general ledger during the fiscal year ended June 30, 2023, were \$1,323,633 (see Schedule A), which agreed to the City's Expenditure Report (Schedule 2, line 17, and detail listed at Schedule 4). No exceptions were found as a result of this procedure.

7. Obtain the Eligible Jurisdiction's Seven-Year Capital Improvement Program (CIP). Compare the projects listed on the Eligible Jurisdiction's Expenditure Report (Schedule 4) to the Seven-Year CIP, explaining any differences. Select a sample of Measure M2 Local Fair Share expenditures from the Eligible Jurisdiction's general ledger expenditure detail. Describe the percentage of total expenditures selected for inspection. For each item selected perform the following:
  - a. Agree the dollar amount listed on the general ledger to supporting documentation, which may include a check copy or wire transfer, vendor invoice, payroll registers and timecards, journal vouchers or other appropriate supporting documentation; and
  - b. Determine that the expenditures selected in (a) above were related to projects included in the Eligible Jurisdiction's Seven-Year CIP and are properly classified as Measure M2 Local Fair Share projects.

Findings: We compared the projects listed on the City's Expenditure Report (Schedule 4) to the Seven-Year CIP, without any exception. We selected 15 Measure M2 Local Fair Share direct expenditures for inspection totaling \$1,007,581 representing approximately 76% of total Measure M2 direct Local Fair Share expenditures of \$1,323,633 for the fiscal year ended June 30, 2023. We agreed the dollar amount to supporting documentation and determined that the expenditures selected were related to projects included in the Seven-Year CIP and were properly classified as Measure M2 Local Fair Share projects. No exceptions were found as a result of this procedure.

8. Identify whether indirect costs were charged as Measure M2 Local Fair Share expenditures. If applicable, compare indirect costs identified to the amount reported on the Eligible Jurisdiction's Expenditure Report (Schedule 3, line 1). Explain any differences. If applicable, select a sample of charges. Describe the dollar amount inspected. Identify the amounts charged and inspect supporting documentation for reasonableness and appropriate methodology.

Findings: Based upon inspection of the general ledger detail, the Expenditure Report (Schedule 3, line 1), and discussion with the City's accounting personnel, no indirect costs were identified as Measure M2 Local Fair Share expenditures for the fiscal year ended June 30, 2023. No exceptions were found as a result of this procedure.

9. Obtain and inspect the Eligible Jurisdiction's interest allocation methodology and amount of interest allocated to the Measure M2 Local Fair Share Fund to ensure the proper amount of interest was credited. Agree the amount reflected to the amount of interest listed on the Eligible Jurisdiction's Expenditure Report (Schedule 2, line 4). Explain any differences.

Findings: We inspected the amount of interest allocated to the Measure M2 Local Fair Share Fund and agreed the amount reflected to the amount of interest totaling \$53,052 listed on the City's Expenditure Report (Schedule 2, line 4). We inspected the interest allocation methodology and recomputed the amount based on the interest allocation methodology. No exceptions were found as a result of this procedure.

10. Determine whether the Jurisdiction was found eligible by the Board of Directors for the applicable year (FY23) by inspecting the OCLTA Board agenda and action items.

Findings: No exceptions were found as a result of this procedure.

---

(Continued)

We were engaged by OCLTA to perform this agreed-upon procedures engagement and conducted our engagement in accordance with attestation standards established by the American Institute of Certified Public Accountants. We were not engaged to and did not conduct an examination or review engagement, the objective of which would be the expression of an opinion or conclusion, respectively, on the accounting records, any indirect cost allocation plans and compliance with the provisions of the Measure M2 Local Transportation Ordinance. Accordingly, we do not express such an opinion or conclusion. Had we performed additional procedures, other matters might have come to our attention that would have been reported to you.

We are required to be independent of the City's management and to meet our other ethical responsibilities, in accordance with the relevant ethical requirements related to our agreed-upon procedures engagement.

This report is intended solely for the information and use of and is not intended to be, and should not be, used by anyone other than the specified party.



Crowe LLP

Costa Mesa, California  
March 28, 2024

CITY OF COSTA MESA, CALIFORNIA  
 SCHEDULE OF MEASURE M2 LOCAL FAIR SHARE EXPENDITURES  
 Year ended June 30, 2023  
 (Unaudited)

		<b>SCHEDULE A</b>
<b>Maintenance of Effort (MOE) Expenditures:</b>		
Indirect and/ or Overhead - Schedule 3, line 1	\$	1,459,892
<b>Construction &amp; Right-of-Way</b>		
Street Reconstruction	\$	603,373
Signals, Safety Devices, & Street Lights		93,856
Pedestrian Ways & Bikepaths		629,199
Storm Drains		193,159
<b>Total Construction</b>	<b>\$</b>	<b><u>1,519,587</u></b>
<b>Maintenance</b>		
Overlay & Sealing	\$	679,382
Street Lights & Traffic Signals		2,347,369
Other Street Purpose Maintenance		4,764,993
<b>Total Maintenance</b>	<b>\$</b>	<b><u>7,791,744</u></b>
<b>Total MOE Expenditures</b>	<b>\$</b>	<b><u><u>10,771,223</u></u></b>
<b>Measure M2 Local Fair Share Expenditures (Schedule 4):</b>		
Street Maintenance Citywide #400015	\$	869,440
Bicycle/ Pedestrian Infra Improveent - #450015		71,108
Adams at Pinecreek Improveent (Intersection improve.) - #300174		47,626
Adams Ave Bicycle Facility Project (Class II Bike Lane) #450014		63,678
Neighborhood Traffic Improvement (Signs, approved speed humps) #300		85,019
Parkway Maintenance Program- Citywide -#500010		71,209
Citywide Traffic Signal Improvement #370058		64,175
West 19th St. Wallace Ave Traffic Signal #370059		51,378
<b>Total Measure M2 Local Fair Share Expenditures</b>	<b>\$</b>	<b><u>1,323,633</u></b>
<b>Total MOE and Measure M2 Local Fair Share Expenditures</b>	<b>\$</b>	<b><u><u>12,094,856</u></u></b>

Note: The above amounts were taken directly from the financial records of the City of Costa Mesa and were not audited.

INDEPENDENT ACCOUNTANTS' REPORT ON  
APPLYING AGREED-UPON PROCEDURES  
CITY OF ORANGE

Board of Directors  
Orange County Local Transportation Authority and  
the Taxpayers Oversight Committee of the  
Orange County Local Transportation Authority  
Orange, California

We have performed the procedures enumerated below, which were agreed to by the Taxpayers Oversight Committee of the Orange County Local Transportation Authority (OCLTA) (the specified party), related to the City of Orange's (City) compliance with certain provisions of the Measure M2 Local Transportation Ordinance (Ordinance) as of and for the fiscal year ended June 30, 2023. The City's management is responsible for compliance with the Ordinance and for its cash, revenue, and expenditure records.

The Taxpayers Oversight Committee of the OCLTA has agreed to and acknowledged that the procedures performed are appropriate to meet the intended purpose of evaluating the City's compliance with certain provisions of the Ordinance as of and for the fiscal year ended June 30, 2023. We make no representation regarding the appropriateness of the procedures either for the purpose for which this report has been requested or for any other purpose. This report may not be suitable for any other purpose. The procedures performed may not address all the items of interest to a user of this report and may not meet the needs of all users of this report and, as such, users are responsible for determining whether the procedures performed are appropriate for their purposes. An agreed-upon procedures engagement involves performing specific procedures that the engaging party has agreed to and acknowledged to be appropriate for the intended purpose of the engagement and reporting on findings based on the procedures performed.

The procedures and associated findings were as follows:

1. Describe which funds the Eligible Jurisdiction used to track all street and road expenditures and inquire how the Eligible Jurisdiction identifies (Maintenance of Effort) MOE expenditures in its general ledger.

Findings: The MOE expenditures were tracked in the City's general ledger by fund, department, and object code. The City records its MOE expenditures in its General Fund (100), followed by various department codes and object codes. No exceptions were found as a result of this procedure. No exceptions were found as a result of this procedure.

2. Obtain the detail of MOE expenditures for the fiscal year ended June 30, 2023 and determine whether the Eligible Jurisdiction met the minimum MOE requirement as outlined in the Measure M2 Eligibility Guidelines Fiscal Year 2022/2023. Agree the total MOE expenditures to the amount reported on the Eligible Jurisdiction's Expenditure Report (Schedule 3, line 18). Explain any differences.

Findings: The City's MOE expenditures for the fiscal year ended June 30, 2023, were \$3,852,679 (see Schedule A) which exceeded the MOE benchmark requirement of \$3,392,885. We agreed the total expenditures of \$3,852,679 to the amount reported on the City's Expenditure Report (Schedule 3, line 18), with no differences. No exceptions were noted as a result of this procedure.

---

(Continued)

3. Select a sample of MOE expenditures from the Eligible Jurisdiction's general ledger expenditure detail. Describe the percentage of total expenditures selected for inspection. For each item selected, perform the following:
  - a. Agree the dollar amount listed on the general ledger to supporting documentation, which may include a check copy or wire transfer, vendor invoice, payroll registers and timecards, journal voucher or other appropriate supporting documentation; and
  - b. Determine whether the expenditure was properly classified as a local street and road expenditure and is allowable per the Ordinance.

Findings: We selected 25 direct MOE expenditures totaling \$781,753, which represented approximately 25% of direct MOE expenditures of \$3,069,840 for fiscal year ended June 30, 2023. We agreed the dollar amount listed on the general ledger to supporting documentation provided by the City. Expenditures were properly classified as local street and road expenditures and were allowable per the Ordinance, except for nine charges, totaling \$61,537 which were found to be indirect cost allocations and should have been reported as indirect costs. Upon further inspection, we identified a total of \$793,608 in charges that should have been reported as indirect costs. See Procedure #4 for indirect cost testing. No other exceptions were found as a result of this procedures.

4. Identify whether indirect costs were charged as MOE expenditures. If applicable, compare indirect costs identified to the amount reported on the Eligible Jurisdiction's Expenditure Report (Schedule 3, line 1). Explain any differences. If applicable, obtain detail of indirect costs charged, and select a sample of charges for inspection. Inspect supporting documentation for reasonableness and appropriate methodology.

Findings: We agreed total indirect expenditures of \$782,835 per the general ledger to the amount reported on the City's Expenditure Report (Schedule 3, line 1) with no differences. We selected 25 indirect MOE charges for inspection totaling \$582,141, representing 74% of the total indirect MOE costs reported of \$782,835. During testing of direct costs at Procedure #3, we identified an additional \$793,608 in indirect costs that were reported as direct costs. These expenses included allocations of payroll and benefits, debt service payments, liability insurance costs, data processing allocations, contracted services, monthly print shop/mail/phone charges, monthly office rental and various other charges. For indirect costs, the methodology used to allocate actual costs should be documented and represent a fair and reasonable allocation of costs. The City was unable to provide a documented methodology representing a fair and reasonable allocation of costs. After removing unsupported indirect cost allocations, totaling \$1,576,443, the City no longer meets the MOE benchmark. The shortfall equals \$1,116,649.

5. Obtain a listing of Measure M2 Local Fair Share payments made from OCLTA to the Eligible Jurisdiction and calculate the amount the Eligible Jurisdiction received for the past three fiscal years. Obtain the fund balance of the Eligible Jurisdiction's Measure M2 Local Fair Share Fund as of June 30, 2023 and agree to the balance as listed on the Eligible Jurisdiction's Expenditure Report (Schedule 1, line 20) and determine whether funds were expended within three years of receipt or within five years, if an extension was granted. Explain any differences.

Findings: The City received \$10,549,834 for the past three fiscal years ended June 30, 2021, 2022, and 2023. We agreed the fund balance of \$5,285,100 from the general ledger detail to the City's Expenditure Report (Schedule 1, line 20), with no differences. We determined funds were expended within three years of receipt. No exceptions were found as a result of this procedure.

6. Describe which fund the Eligible Jurisdiction used to track expenditures relating to Measure M2 Local Fair Share monies in its general ledger and the amount spent during the fiscal year ended June 30, 2023. Agree the total Local Fair Share expenditures per the general ledger to the amounts reflected on the Eligible Jurisdiction's Expenditure Report (Schedule 2, line 17, and detail listed at Schedule 4). Explain any differences.

---

(Continued)

Findings: The City tracks its LFS expenditures in its Traffic Improvement Measure M2 Fund (263). Total Measure M2 Local Fair Share expenditures per the general ledger during the fiscal year ended June 30, 2023, was \$2,880,026 (see Schedule A), which agreed to the City's Expenditure Report. (Schedule 2, line 17, and detail listed at Schedule 4). No exceptions were found as a result of this procedure.

7. Obtain the Eligible Jurisdiction's Seven-Year Capital Improvement Program (CIP). Compare the projects listed on the Eligible Jurisdiction's Expenditure Report (Schedule 4) to the Seven-Year CIP, explaining any differences. Select a sample of Measure M2 Local Fair Share expenditures from the Eligible Jurisdiction's general ledger expenditure detail. Describe the percentage of total expenditures selected for inspection. For each item selected perform the following:
  - a. Agree the dollar amount listed on the general ledger to supporting documentation, which may include a check copy or wire transfer, vendor invoice, payroll registers and timecards, journal vouchers or other appropriate supporting documentation; and
  - b. Determine that the expenditures selected in (a) above were related to projects included in the Eligible Jurisdiction's Seven-Year CIP and are properly classified as Measure M2 Local Fair Share projects.

Findings: We compared the projects listed on the City's Expenditure Report (Schedule 4) to the Seven Year CIP, without any exception. We selected 20 Measure M2 Local Fair Share direct expenditures for inspection totaling \$1,928,551 representing approximately 78% of total Measure M2 direct Local Fair Share expenditures of \$2,479,629 for the fiscal year ended June 30, 2023. We agreed the dollar amount to supporting documentation and determined that the expenditures selected were related to projects included in the City's Seven-Year CIP and were properly classified as Measure M2 Local Fair Share projects. No exceptions were found as a result of this procedure.

8. Identify whether indirect costs were charged as Measure M2 Local Fair Share expenditures. If applicable, compare indirect costs identified to the amount reported on the Eligible Jurisdiction's Expenditure Report (Schedule 3, line 1). Explain any differences. If applicable, select a sample of charges. Describe the dollar amount inspected. Identify the amounts charged and inspect supporting documentation for reasonableness and appropriate methodology.

Findings: Based upon inspection of the Expenditure Report (Schedule 3, line 1), the City reported \$400,397 in indirect costs for LFS for the fiscal year ended June 30, 2023. We selected 25 indirect costs for inspection with a total amount of \$300,014 representing 75% of the total LFS indirect costs. Upon inspection, we determined these charges were labor costs and materials directly identifiable as street and road project labor costs. As such, these costs should have been reported as direct costs. No other exceptions were found as a result of this procedure.

9. Obtain and inspect the Eligible Jurisdiction's interest allocation methodology and amount of interest allocated to the Measure M2 Local Fair Share Fund to ensure the proper amount of interest was credited. Agree the amount reflected to the amount of interest listed on the Eligible Jurisdiction's Expenditure Report (Schedule 2, line 4). Explain any differences.

Findings: We inspected the amount of interest allocated to the Measure M2 Local Fair Share Fund and agreed the amount reflected to the amount of interest totaling \$64,383 listed on the City's Expenditure Report (Schedule 2, line 4). We inspected the interest allocation methodology and recomputed the amount based on the interest allocation methodology. No exceptions were found as a result of this procedure.

10. Determine whether the Jurisdiction was found eligible by the Board of Directors for the applicable year (FY23) by inspecting the OCLTA Board agenda and action items.

Findings: No exceptions were noted as a result of this procedure.

---

(Continued)

We were engaged by OCLTA to perform this agreed-upon procedures engagement and conducted our engagement in accordance with attestation standards established by the American Institute of Certified Public Accountants. We were not engaged to and did not conduct an examination or review engagement, the objective of which would be the expression of an opinion or conclusion, respectively, on the accounting records, any indirect cost allocation plans and compliance with the provisions of the Measure M2 Local Transportation Ordinance. Accordingly, we do not express such an opinion or conclusion. Had we performed additional procedures, other matters might have come to our attention that would have been reported to you.

We are required to be independent of the City's management and to meet our other ethical responsibilities, in accordance with the relevant ethical requirements related to our agreed-upon procedures engagement.

At the request of OCLTA, the City's responses to certain findings are included in Exhibit 1. The responses are included for the purpose of additional information and were not subjected to the procedures described above. Accordingly, we did not perform any procedures on the City's responses and express no assurance or opinion on them.

This report is intended solely for the information and use of and is not intended to be, and should not be, used by anyone other than the specified party.



Crowe LLP

Costa Mesa, California  
March 28, 2024

CITY OF ORANGE, CALIFORNIA  
 SCHEDULE OF MEASURE M2 LOCAL FAIR SHARE EXPENDITURES  
 Year ended June 30, 2023  
 (Unaudited)

	<b>SCHEDULE A</b>
<b>Maintenance of Effort (MOE) Expenditures:</b>	
Indirect and/ or Overhead - Schedule 3, line 1	\$ 782,835
<b>Construction &amp; Right-of-Way</b>	
Street Reconstruction	\$ 326,104
Signals, Safety Devices, & Street Lights	734,808
Pedestrian Ways & Bikepaths	46,803
Storm Drains	23,401
<b>Total Construction</b>	<u>\$ 1,131,116</u>
<b>Maintenance</b>	
Patching	\$ 572,449
Overlay & Sealing	31,446
Street Lights & Traffic Signals	1,240,495
Storm Damage	31,446
Other Street Purpose Maintenance	62,892
<b>Total Maintenance</b>	<u>\$ 1,938,728</u>
<b>Total MOE Expenditures</b>	<u><u>\$ 3,852,679</u></u>
<b>Measure M2 Local Fair Share Expenditures (Schedule 4):</b>	
00000 - Contractual Services (Part of Maintenance)	\$ 400,397
13115 - Reg Salaries - Misc-Pvmnt Mgt	550
13120 Pavement Management Program	1,611,554
16302 - Minor Traffic Control Devices - Various	51,963
16304 Biennial Traffic Signal Coordination	5,870
16469 - Traffic Signal Equip Painting	9,800
30150 - Local Roadway Safety Plan (LRSP)	7,809
30162 Citywide Bus Stop Enhancements	1,864
30167 - Katella Ave Street Rehabilitation	785,928
30168 - Walnut Ave Infrastructure Improvement	4,291
<b>Total Measure M2 Local Fair Share Expenditures</b>	<u>\$ 2,880,026</u>
<b>Total MOE and Measure M2 Local Fair Share Expenditures</b>	<u><u>\$ 6,732,705</u></u>





March 28, 2024

Board of Directors,  
Orange County Local Transportation Authority,  
Taxpayers Oversight Committee of the Orange County Local Transportation Authority  
Orange, California

The following response is being submitted to address results from the agreed upon procedures performed for the Measure M2 Local Fair Share program for the City of Orange as of and for the fiscal year ended June 30, 2023.

### Procedure #3

Select a sample of MOE expenditures from the Eligible Jurisdiction's general ledger expenditure detail. Describe the percentage of total expenditures selected for inspection. For each item selected, perform the following:

- a. Agree the dollar amount listed on the general ledger to supporting documentation, which may include a check copy or wire transfer, vendor invoice, payroll registers and timecards, journal voucher or other appropriate supporting documentation; and
- b. Determine whether the expenditure was properly classified as a local street and road expenditure and is allowable per the Ordinance.

Findings: We selected 25 direct MOE expenditures totaling \$781,753, which represented approximately 25% of direct MOE expenditures of \$3,069,840 for fiscal year ended June 30, 2023. Crowe agreed the dollar amount listed on the general ledger to supporting documentation provided by the City. Upon inspection of our samples, we determined that there were nine charges totaling \$61,537 that were allocated based on budgeted percentages. Upon further inspection, we noted that there were a total \$793,608 of direct costs that were based on these allocated budgeted percentages. As such, the entirety of these costs allocation reported as direct charges should have been reported as indirect costs. Refer to Procedure#4 for MOE indirect costs removed. No other exceptions were found as a result of this procedure.

### City's Response:

City management acknowledges the findings and will implement procedures to ensure the reporting of M.O.E. expenditures and allocations are based on actuals and not budgeted percentages. City management will also implement procedures to ensure proper reporting of direct and indirect expenditures.



#### Procedure #4

Identify whether indirect costs were charged as MOE expenditures. If applicable, compare indirect costs identified to the amount reported on the Eligible Jurisdiction's Expenditure Report (Schedule 3, line 1). Explain any differences. If applicable, obtain detail of indirect costs charged, and select a sample of charges for inspection. Inspect supporting documentation for reasonableness and appropriate methodology.

Findings: We agreed total indirect expenditures of \$782,835 per the general ledger to the amount reported on the City's Expenditure Report (Schedule 3, line 1) with no differences. We selected 25 indirect MOE charges for inspection totaling \$582,141, representing 74% of the total indirect MOE costs reported of \$782,835. During testing of direct costs at Procedure #3, we identified an additional \$793,608 in indirect costs that were reported as direct costs. These expenses included allocations of payroll and benefits, debt service payments, liability insurance costs, data processing allocations, contracted services, monthly print shop/mail/phone charges, monthly office rental and various other charges. For indirect costs, the methodology used to allocate actual costs should be documented and represent a fair and reasonable allocation of costs. The City was unable to provide a documented methodology representing a fair and reasonable allocation of costs. After removing unsupported indirect cost allocations, totaling \$1,576,443, the City no longer meets the MOE benchmark. The shortfall equals \$1,116,649.

#### City's Response:

City management acknowledges the findings. The City has eligible expenditures of approximately \$1.5 million in the Capital Project Fund that were supported by the General Fund but were not reported as M.O.E. eligible expenditures, therefore the exclusion of the unsupported indirect cost allocations caused the City to not meet the M.O.E benchmark. Going forward, City management will ensure indirect costs are supported, documented, and used reasonable allocation methodology. City management will also implement procedures to ensure proper reporting of all eligible expenditures in the future.

#### Procedure #8

Identify whether indirect costs were charged as Measure M2 Local Fair Share expenditures. If applicable, compare indirect costs identified to the amount reported on the Eligible Jurisdiction's Expenditure Report (Schedule 3, line 1). Explain any differences. If applicable, select a sample of charges. Describe the dollar amount inspected. Identify the amounts charged and inspect supporting documentation for reasonableness and appropriate methodology.

Findings: Based upon inspection of the Expenditure Report (Schedule 3, line 1), the City reported \$400,397 in indirect costs for LFS for the fiscal year ended June 30, 2023. We selected 25 indirect costs for inspection with a total amount of \$300,014 representing 75% of the total LFS indirect costs. Upon inspection, we determined these charges were labor costs and materials directly identifiable as street and road project labor costs. As such, these costs should have been reported as direct costs. No other exceptions were found as a result of this procedure.



## City of Orange

Finance Department  
300 E. Chapman Ave.  
Orange, CA 92866

### City's Response:

City management acknowledges the findings and will implement procedures to ensure proper reporting of direct and indirect expenditures.

\_\_\_\_\_  
Tom Kisela, City Manager

for

\_\_\_\_\_  
Christopher Cash, Public Works Director

\_\_\_\_\_  
Trang Nguyen, Finance Director



(714) 744-2230



[www.cityoforange.org](http://www.cityoforange.org)



INDEPENDENT ACCOUNTANTS' REPORT ON  
APPLYING AGREED-UPON PROCEDURES  
CITY OF SANTA ANA

Board of Directors  
Orange County Local Transportation Authority and  
the Taxpayers Oversight Committee of the  
Orange County Local Transportation Authority  
Orange, California

We have performed the procedures enumerated below, which were agreed to by the Taxpayers Oversight Committee of the Orange County Local Transportation Authority (OCLTA) (the specified party), related to the City of Santa Ana's (City) compliance with certain provisions of the Measure M2 Local Transportation Ordinance (Ordinance) as of and for the fiscal year ended June 30, 2023. The City's management is responsible for compliance with the Ordinance and for its cash, revenue, and expenditure records.

The Taxpayers Oversight Committee of the OCLTA has agreed to and acknowledged that the procedures performed are appropriate to meet the intended purpose of evaluating the City's compliance with certain provisions of the Ordinance as of and for the fiscal year ended June 30, 2023. We make no representation regarding the appropriateness of the procedures either for the purpose for which this report has been requested or for any other purpose. This report may not be suitable for any other purpose. The procedures performed may not address all the items of interest to a user of this report and may not meet the needs of all users of this report and, as such, users are responsible for determining whether the procedures performed are appropriate for their purposes. An agreed-upon procedures engagement involves performing specific procedures that the engaging party has agreed to and acknowledged to be appropriate for the intended purpose of the engagement and reporting on findings based on the procedures performed.

The procedures and associated findings were as follows:

1. Describe which funds the Eligible Jurisdiction used to track all street and road expenditures and inquire how the Eligible Jurisdiction identifies (Maintenance of Effort) MOE expenditures in its general ledger.

Findings: The MOE expenditures were tracked in the City's general ledger by fund, accounting unit number, and account number. The City recorded its MOE expenditures in its General Fund (011), followed by an 8-digit accounting unit number, and a 5-digit account number. No exceptions were found as a result of this procedure.

2. Obtain the detail of MOE expenditures for the fiscal year ended June 30, 2023 and determine whether the Eligible Jurisdiction met the minimum MOE requirement as outlined in the Measure M2 Eligibility Guidelines Fiscal Year 2022/2023. Agree the total MOE expenditures to the amount reported on the Eligible Jurisdiction's Expenditure Report (Schedule 3, line 18). Explain any differences.

Findings: The City's MOE expenditures for the fiscal year ended June 30, 2023, were \$14,667,250 (see Schedule A), which exceeded the MOE benchmark requirement of \$9,040,904. Actual MOE expenditures per the general ledger expenditure detail totaled \$15,035,321, a variance of \$368,071. The variance was due to an error in not reporting the full transaction amount of eligible MOE expenditures. No other exceptions were found as a result of this procedure.

---

(Continued)

3. Select a sample of MOE expenditures from the Eligible Jurisdiction's general ledger expenditure detail. Describe the percentage of total expenditures selected for inspection. For each item selected, perform the following:
  - a. Agree the dollar amount listed on the general ledger to supporting documentation, which may include a check copy or wire transfer, vendor invoice, payroll registers and timecards, journal voucher or other appropriate supporting documentation; and
  - b. Determine whether the expenditure was properly classified as a local street and road expenditure and is allowable per the Ordinance.

Findings: We selected 25 direct MOE expenditures totaling \$4,809,685, which represented approximately 36% of direct MOE expenditures of \$13,382,349 for the fiscal year ended June 30, 2023. We agreed the dollar amount listed on the general ledger to supporting documentation provided by the City. No exceptions were found as a result of this procedure.

4. Identify whether indirect costs were charged as MOE expenditures. If applicable, compare indirect costs identified to the amount reported on the Eligible Jurisdiction's Expenditure Report (Schedule 3, line 1). Explain any differences. If applicable, obtain detail of indirect costs charged, and select a sample of charges for inspection. Inspect supporting documentation for reasonableness and appropriate methodology.

Findings: Based upon inspection of the general ledger detail, the Expenditure Report (Schedule 3, line 1), and discussion with the City's accounting personnel, indirect costs were identified as MOE expenditures for the fiscal year ended June 30, 2023. We agreed \$1,284,901 of indirect costs per the Expenditure Report (Schedule 3, line 1) to the general ledger detail. We selected 25 charges for inspection with a total amount of \$663,516 representing 52% of the total MOE indirect costs. We recomputed the selected indirect costs using the City's allocation methodology and identified no exceptions. The indirect costs included Benefits Overhead, Insurance Charges, and Public Works Administrative Charges. Upon inspecting the supporting documentation for the samples selected, we determined that the indirect MOE costs were properly classified as indirect expenditures and based upon a reasonable and appropriate methodology. No exceptions were found as a result of this procedure.

5. Obtain a listing of Measure M2 Local Fair Share payments made from OCLTA to the Eligible Jurisdiction and calculate the amount the Eligible Jurisdiction received for the past three fiscal years. Obtain the fund balance of the Eligible Jurisdiction's Measure M2 Local Fair Share Fund as of June 30, 2023 and agree to the balance as listed on the Eligible Jurisdiction's Expenditure Report (Schedule 1, line 20) and determine whether funds were expended within three years of receipt or within five years, if an extension was granted. Explain any differences.

Findings: The City received \$17,247,698 for the past three fiscal years ended June 30, 2021, 2022, and 2023. We agreed the fund balance of \$14,831,604 from the general ledger detail to the City's Expenditure Report (Schedule 1, line 20) of \$14,831,335, noting a difference of \$269. The difference was due to the City not properly recording the interest in the prior year. We determined funds were expended within three years of receipt. No other exceptions were found as a result of this procedure.

6. Describe which fund the Eligible Jurisdiction used to track expenditures relating to Measure M2 Local Fair Share monies in its general ledger and the amount spent during the fiscal year ended June 30, 2023. Agree the total Local Fair Share expenditures per the general ledger to the amounts reflected on the Eligible Jurisdiction's Expenditure Report (Schedule 2, line 17, and detail listed at Schedule 4). Explain any differences.

Findings: The City tracks its LFS expenditures in its Measure M2 Fund (032). Total Measure M2 Local Fair Share expenditures per the general ledger during the fiscal year ended June 30, 2023 were \$4,311,017 (see Schedule A), which agreed to the City's Expenditure Report. (Schedule 2, line 17, and detail listed on Schedule 4). No exceptions were found as a result of this procedure.

7. Obtain the Eligible Jurisdiction's Seven-Year Capital Improvement Program (CIP). Compare the projects listed on the Eligible Jurisdiction's Expenditure Report (Schedule 4) to the Seven-Year CIP, explaining any differences. Select a sample of Measure M2 Local Fair Share expenditures from the Eligible Jurisdiction's general ledger expenditure detail. Describe the percentage of total expenditures selected for inspection. For each item selected perform the following:
  - a. Agree the dollar amount listed on the general ledger to supporting documentation, which may include a check copy or wire transfer, vendor invoice, payroll registers and timecards, journal vouchers or other appropriate supporting documentation; and
  - b. Determine that the expenditures selected in (a) above were related to projects included in the Eligible Jurisdiction's Seven-Year CIP and are properly classified as Measure M2 Local Fair Share projects.

Findings: We compared the projects listed on the City's Expenditure Report (Schedule 4) to the Seven-Year CIP, without any exception. We selected 14 Measure M2 Local Fair Share direct expenditures for inspection totaling \$3,173,277 representing approximately 93% of total direct Measure M2 Local Fair Share expenditures of \$3,412,496 for the fiscal year ended June 30, 2023. We agreed the dollar amount listed on the general ledger to supporting documentation and determined that the expenditures selected were related to projects listed on the Seven-Year CIP and were properly classified. No exceptions were found as a result of this procedure.

8. Identify whether indirect costs were charged as Measure M2 Local Fair Share expenditures. If applicable, compare indirect costs identified to the amount reported on the Eligible Jurisdiction's Expenditure Report (Schedule 3, line 1). Explain any differences. If applicable, select a sample of charges. Describe the dollar amount inspected. Identify the amounts charged and inspect supporting documentation for reasonableness and appropriate methodology.

Findings: Based upon inspection of the Expenditure Report (Schedule 3, line 1), the City reported \$898,521 in indirect costs for LFS for the fiscal year ended June 30, 2023. We selected 25 indirect costs for inspection with a total amount of \$483,501 representing 54% of the total indirect Local Fair Share costs. Upon inspection, we determined these charges were labor and material costs readily identified to specific LFS projects. As such, these costs should have been reported as direct costs. After further inspection, we determined that these LFS direct costs were allowable per the Ordinance. No other exceptions were found as a result of this procedure.

9. Obtain and inspect the Eligible Jurisdiction's interest allocation methodology and amount of interest allocated to the Measure M2 Local Fair Share Fund to ensure the proper amount of interest was credited. Agree the amount reflected to the amount of interest listed on the Eligible Jurisdiction's Expenditure Report (Schedule 2, line 4). Explain any differences.

---

(Continued)

Findings: We inspected the amount of interest allocated to the Measure M2 Local Fair Share Fund and agreed the amount reflected to the amount of interest totaling \$16,818 listed on the City's Expenditure Report (Schedule 2, line 4). We inspected the interest allocation methodology and recomputed the amount. No exceptions were found as a result of this procedure.

10. Determine whether the Jurisdiction was found eligible by the Board of Directors for the applicable year (FY23) by inspecting the OCLTA Board agenda and action items.

Findings: No exceptions were noted as a result of this procedure.

We were engaged by OCLTA to perform this agreed-upon procedures engagement and conducted our engagement in accordance with attestation standards established by the American Institute of Certified Public Accountants. We were not engaged to and did not conduct an examination or review engagement, the objective of which would be the expression of an opinion or conclusion, respectively, on the accounting records, any indirect cost allocation plans and compliance with the provisions of the Measure M2 Local Transportation Ordinance. Accordingly, we do not express such an opinion or conclusion. Had we performed additional procedures, other matters might have come to our attention that would have been reported to you.

We are required to be independent of the City's management and to meet our other ethical responsibilities, in accordance with the relevant ethical requirements related to our agreed-upon procedures engagement.

At the request of OCLTA, the City's responses to certain findings are included in Exhibit 1. The responses are included for the purpose of additional information and were not subjected to the procedures described above. Accordingly, we did not perform any procedures on the City's responses and express no assurance or opinion on them.

This report is intended solely for the information and use of and is not intended to be, and should not be, used by anyone other than the specified party.



Crowe LLP

Costa Mesa, California  
April 3, 2024

CITY OF SANTA ANA, CALIFORNIA  
 SCHEDULE OF MEASURE M2 LOCAL FAIR SHARE EXPENDITURES  
 Year ended June 30, 2023  
 (Unaudited)

**SCHEDULE A**

<b>Maintenance of Effort (MOE) Expenditures:</b>	
Indirect and/ or Overhead - Schedule 3, line 1	\$ 1,284,902
<b>Construction &amp; Right-of-Way</b>	
Street Reconstruction	\$ 2,131,371
<b>Total Construction</b>	<u>\$ 2,131,371</u>
<b>Maintenance</b>	
Street Lights & Traffic Signals	\$ 4,733,905
Other Street Purpose Maintenance	6,517,072
<b>Total Maintenance</b>	<u>\$ 11,250,977</u>
<b>Total MOE Expenditures</b>	<u>\$ 14,667,250</u>
<b>Measure M2 Local Fair Share Expenditures (Schedule 4):</b>	
Alley Improvements FY 18/19	\$ 6,980
Bike Lane Project Dev FY 22/23	1,628
Citywide Bike Rack & SARTC	(5,077)
Citywide Speed Limit Study	47,045
First ST CORR TRFF SYNCH	5,924
FY20/21 Loc St Prevent Maint	162,212
FY20/21 Pavement Management	29,949
FY21/22 Loc St Prevent Maint	2,217,075
FY21/22 Pavement Management	234,610
Lincoln Pedestrian Trail	1,980
Loc St Prevent Maint FY 22/23	93,939
Local St Prevent Maint FY17/18	15,554
Main St Rehab: Edingr to First	84,640
Main St Traffic Sig Synch	4,577
Pavement Management FY 22/23	101,780
Project Development FY 19/20	265
Project Development FY21/22	237,538
Right of Way Mgmt FY 20/21	6,364
Right of Way Mgmt FY 21/22	32,305
Right of Way Mgmt FY 22/23	89,063
Safe Mobility SA Update	20,642
Santa Ana Blvd & 5th Bike Lane	333,398
Santa Clara Bk Ln Lincoln-Tust	214,684
Sgerstrom/Dyer TRFF SGL SYNC	9,082
Traffic Management Plan 20/21	40,212
Traffic Management Plan 21/22	22,119
Traffic Safety Dev FY 17/18	35,000
Traffic SGNL Equipment REP20/21	65,685
Traffic SGNL Equipment REP21/22	100,000
Traffic Sig Equip Rep 22/23	100,000
Tustin Ave Trff Sgl Sync	1,844
<b>Total Measure M2 Local Fair Share Expenditures</b>	<u>\$ 4,311,017</u>
<b>Total MOE and Measure M2 Local Fair Share Expenditures</b>	<u>\$ 18,978,267</u>

Note: The above amounts were taken directly from the financial records of the City of Santa Ana and were not audited.



MAYOR  
Valerie Amezcua  
MAYOR PRO TEM  
Thai Viet Phan  
COUNCILMEMBERS  
Phil Bacerra  
Johnathan Ryan Hernandez  
Jessie Lopez  
David Penalosa  
Benjamin Vazquez



ACTING CITY MANAGER  
Alvaro Nuñez  
CITY ATTORNEY  
Sonia R. Carvalho  
CITY CLERK  
Jennifer L. Hall

## CITY OF SANTA ANA

### PUBLIC WORKS AGENCY

20 Civic Center Plaza • P.O. Box 1988  
Santa Ana, California 92702  
[www.santa-ana.org](http://www.santa-ana.org)

April 3, 2024

Board of Directors  
Orange County Local Transportation Authority  
and the Taxpayers Oversight Committee of the  
Orange County Local Transportation Authority  
550 S. Main Street  
Orange, CA 92868

The following response is being submitted to address results from the agreed upon procedures performed for the Measure M2 Local Fair Share program for the City of Santa Ana as of and for the fiscal year ended June 30, 2023.

### Procedure #2

Obtain the detail of MOE expenditures for the fiscal year ended June 30, 2023 and determine whether the Eligible Jurisdiction met the minimum MOE requirement as outlined in the Measure M2 Eligibility Guidelines Fiscal Year 2022/2023. Agree the total MOE expenditures to the amount reported on the Eligible Jurisdiction's Expenditure Report (Schedule 3, line 18). Explain any differences.

Findings: The City's MOE expenditures for the fiscal year ended June 30, 2023, were \$14,667,250 (see Schedule A), which exceeded the MOE benchmark requirement of \$9,040,904. Actual MOE expenditures per the general ledger expenditure detail totaled \$15,035,321, a variance of \$368,071. The variance was due to an error in not reporting the full transaction amount of eligible MOE expenditures. No other exceptions were found as a result of this procedure.

City's Response: The City's Public Works Agency (PWA) will continue to review and monitor department procedures to ensure proper identification and tracking of Maintenance of Effort (MOE) expenditures.

#### SANTA ANA CITY COUNCIL

Valerie Amezcua  
Mayor  
[vamezcua@santa-ana.org](mailto:vamezcua@santa-ana.org)

Thai Viet Phan  
Mayor Pro Tem, Ward 1  
[thphan@santa-ana.org](mailto:thphan@santa-ana.org)

Benjamin Vazquez  
Ward 2  
[bvazquez@santa-ana.org](mailto:bvazquez@santa-ana.org)

Jessie Lopez  
Ward 3  
[jessielopez@santa-ana.org](mailto:jessielopez@santa-ana.org)

Phil Bacerra  
Ward 4  
[pbacerra@santa-ana.org](mailto:pbacerra@santa-ana.org)

Johnathan Ryan Hernandez  
Ward 5  
[jryanhernandez@santa-ana.org](mailto:jryanhernandez@santa-ana.org)

David Penalosa  
Ward 6  
[dpenalosa@santa-ana.org](mailto:dpenalosa@santa-ana.org)

## Procedure #5

Obtain a listing of Measure M2 Local Fair Share payments made from OCLTA to the Eligible Jurisdiction and calculate the amount the Eligible Jurisdiction received for the past three fiscal years. Obtain the fund balance of the Eligible Jurisdiction's Measure M2 Local Fair Share Fund as of June 30, 2023 and agree to the balance as listed on the Eligible Jurisdiction's Expenditure Report (Schedule 1, line 20) and determine whether funds were expended within three years of receipt or within five years, if an extension was granted. Explain any differences.

Findings: The City received \$17,247,698 for the past three fiscal years ended June 30, 2021, 2022, and 2023. We agreed the fund balance of \$14,831,604 from the general ledger detail to the City's Expenditure Report (Schedule 1, line 20) of \$14,831,335, noting a difference of \$269. The difference was due to the City not properly recording the interest in the prior year. We determined funds were expended within three years of receipt. No other exceptions were found as a result of this procedure.

City's Response: The variance is attributed to an error in inputting numbers on the M2 report. Going forward, the City will ensure the beginning balance is accurately derived from the prior year's report.

## Procedure 8

Identify whether indirect costs were charged as Measure M2 Local Fair Share expenditures. If applicable, compare indirect costs identified to the amount reported on the Eligible Jurisdiction's Expenditure Report (Schedule 3, line 1). Explain any differences. If applicable, select a sample of charges. Describe the dollar amount inspected. Identify the amounts charged and inspect supporting documentation for reasonableness and appropriate methodology.

Findings: Based upon inspection of the Expenditure Report (Schedule 3, line 1), the City reported \$898,521 in indirect costs for LFS for the fiscal year ended June 30, 2023. We selected 25 indirect costs for inspection with a total amount of \$483,501 representing 54% of the total indirect Local Fair Share costs. Upon inspection, we determined these charges were labor and material costs readily identified to specific LFS projects. As such, these costs should have been reported as direct costs. After further inspection, we determined that these LFS direct costs were allowable per the Ordinance. No other exceptions were found as a result of this procedure.

City's Response: The City's Public Works Agency (PWA) will continue to verify and classify expenditures as indirect costs in accordance with Measure M2 Local Fair Share guidelines.

### SANTA ANA CITY COUNCIL

Valerie Amezcua  
Mayor  
[vamezcua@santa-ana.org](mailto:vamezcua@santa-ana.org)

Thai Viet Phan  
Mayor Pro Tem, Ward 1  
[tphan@santa-ana.org](mailto:tphan@santa-ana.org)

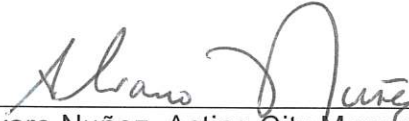
Benjamin Vazquez  
Ward 2  
[bvazquez@santa-ana.org](mailto:bvazquez@santa-ana.org)

Jessie Lopez  
Ward 3  
[jessielopez@santa-ana.org](mailto:jessielopez@santa-ana.org)

Phil Bacerra  
Ward 4  
[pbacerra@santa-ana.org](mailto:pbacerra@santa-ana.org)

Johnathan Ryan Hernandez  
Ward 5  
[jryanhernandez@santa-ana.org](mailto:jryanhernandez@santa-ana.org)

David Penaloza  
Ward 6  
[doenalozasanta-ana.org](mailto:doenalozasanta-ana.org)



---

Alvaro Nuñez, Acting City Manager



---

Kathryn Downs, Executive Director of Finance  
and Management Services



---

Nabil Saba, P.E., Executive Director of Public  
Works

INDEPENDENT ACCOUNTANTS' REPORT ON  
APPLYING AGREED-UPON PROCEDURES  
CITY OF STANTON

Board of Directors  
Orange County Local Transportation Authority and  
the Taxpayers Oversight Committee of the  
Orange County Local Transportation Authority  
Orange, California

We have performed the procedures enumerated below, which were agreed to by the Taxpayers Oversight Committee of the Orange County Local Transportation Authority (OCLTA) (the specified party), related to the City of Stanton's (City) compliance with certain provisions of the Measure M2 Local Transportation Ordinance (Ordinance) as of and for the fiscal year ended June 30, 2023. The City's management is responsible for compliance with the Ordinance and for its cash, revenue, and expenditure records.

The Taxpayers Oversight Committee of the OCLTA has agreed to and acknowledged that the procedures performed are appropriate to meet the intended purpose of evaluating the City's compliance with certain provisions of the Ordinance as of and for the fiscal year ended June 30, 2023. We make no representation regarding the appropriateness of the procedures either for the purpose for which this report has been requested or for any other purpose. This report may not be suitable for any other purpose. The procedures performed may not address all the items of interest to a user of this report and may not meet the needs of all users of this report and, as such, users are responsible for determining whether the procedures performed are appropriate for their purposes. An agreed-upon procedures engagement involves performing specific procedures that the engaging party has agreed to and acknowledged to be appropriate for the intended purpose of the engagement and reporting on findings based on the procedures performed.

The procedures and associated findings were as follows:

1. Describe which funds the Eligible Jurisdiction used to track all street and road expenditures and inquire how the Eligible Jurisdiction identifies (Maintenance of Effort) MOE expenditures in its general ledger.

Findings: The MOE expenditures were tracked in the City's general ledger by fund, subdivision, and account numbers. The City records its MOE expenditures in its General Fund (101) and in their Street Maintenance Division (3500) followed by various account numbers. No exceptions were found as a result of this procedure.

2. Obtain the detail of MOE expenditures for the fiscal year ended June 30, 2023 and determine whether the Eligible Jurisdiction met the minimum MOE requirement as outlined in the Measure M2 Eligibility Guidelines Fiscal Year 2022/2023. Agree the total MOE expenditures to the amount reported on the Eligible Jurisdiction's Expenditure Report (Schedule 3, line 18). Explain any differences.

Findings: The City's MOE expenditures for the fiscal year ended June 30, 2023, were \$308,256 (see Schedule A), which exceeded the MOE benchmark requirement of \$285,869. We agreed the total expenditures of \$308,256 to the amount reported on the City's Expenditure Report (Schedule 3, line 18). No exceptions were found as a result of this procedure.

---

(Continued)



3. Select a sample of MOE expenditures from the Eligible Jurisdiction's general ledger expenditure detail. Describe the percentage of total expenditures selected for inspection. For each item selected, perform the following:
  - a. Agree the dollar amount listed on the general ledger to supporting documentation, which may include a check copy or wire transfer, vendor invoice, payroll registers and timecards, journal voucher or other appropriate supporting documentation; and
  - b. Determine whether the expenditure was properly classified as a local street and road expenditure and is allowable per the Ordinance.

Findings: We selected 25 direct MOE expenditures totaling \$163,459, which represented approximately 53% of direct MOE expenditures of \$308,256 for fiscal year ended June 30, 2023. No exceptions were found as a result of this procedure.

4. Identify whether indirect costs were charged as MOE expenditures. If applicable, compare indirect costs identified to the amount reported on the Eligible Jurisdiction's Expenditure Report (Schedule 3, line 1). Explain any differences. If applicable, obtain detail of indirect costs charged, and select a sample of charges for inspection. Inspect supporting documentation for reasonableness and appropriate methodology.

Findings: Based upon inspection of the general ledger detail, the Expenditure Report (Schedule 3, line 1), and discussion with the City's accounting personnel, no indirect costs were identified as MOE expenditures for the fiscal year ended June 30, 2023. No exceptions were found as a result of this procedure.

5. Obtain a listing of Measure M2 Local Fair Share payments made from OCLTA to the Eligible Jurisdiction and calculate the amount the Eligible Jurisdiction received for the past three fiscal years. Obtain the fund balance of the Eligible Jurisdiction's Measure M2 Local Fair Share Fund as of June 30, 2023 and agree to the balance as listed on the Eligible Jurisdiction's Expenditure Report (Schedule 1, line 20) and determine whether funds were expended within three years of receipt or within five years, if an extension was granted. Explain any differences.

Findings: The City received \$1,900,509 for the past three fiscal years ended June 30, 2021, 2022, and 2023. We agreed the fund balance of \$1,043,222 from the general ledger detail to the City's Expenditure Report (Schedule 1, line 20), with no differences. We determined funds were expended within three years of receipt. No exceptions were found as a result of this procedure.

6. Describe which fund the Eligible Jurisdiction used to track expenditures relating to Measure M2 Local Fair Share monies in its general ledger and the amount spent during the fiscal year ended June 30, 2023. Agree the total Local Fair Share expenditures per the general ledger to the amounts reflected on the Eligible Jurisdiction's Expenditure Report (Schedule 2, line 17, and detail listed at Schedule 4). Explain any differences.

Findings: The City tracked its LFS expenditures in its Measure M2 Fund (220). Total Measure M2 Local Fair Share expenditures per the general ledger during the fiscal year ended June 30, 2023 were \$813,510 (see Schedule A), which agreed to the City's Expenditure Report. (Schedule 2, line 17, and detail listed at Schedule 4). No exceptions were found as a result of this procedure.

7. Obtain the Eligible Jurisdiction's Seven-Year Capital Improvement Program (CIP). Compare the projects listed on the Eligible Jurisdiction's Expenditure Report (Schedule 4) to the Seven-Year CIP, explaining any differences. Select a sample of Measure M2 Local Fair Share expenditures from the Eligible Jurisdiction's general ledger expenditure detail. Describe the percentage of total expenditures selected for inspection. For each item selected perform the following:

---

(Continued)

- a. Agree the dollar amount listed on the general ledger to supporting documentation, which may include a check copy or wire transfer, vendor invoice, payroll registers and timecards, journal vouchers or other appropriate supporting documentation; and
- b. Determine that the expenditures selected in (a) above were related to projects included in the Eligible Jurisdiction's Seven-Year CIP and are properly classified as Measure M2 Local Fair Share projects.

Findings: We compared the projects listed on the City's Expenditure Report (Schedule 4) to the Seven Year CIP, without any exception. We selected six Measure M2 Local Fair Share direct expenditures for inspection totaling \$745,653 representing approximately 92% of total Measure M2 direct Local Fair Share expenditures of \$813,510 for the fiscal year ended June 30, 2023. We agreed the dollar amount to supporting documentation and determined that the expenditures selected were related to projects included in the City's Seven-Year CIP and were properly classified as Measure M2 Local Fair Share projects. No exceptions were found as a result of this procedure.

8. Identify whether indirect costs were charged as Measure M2 Local Fair Share expenditures. If applicable, compare indirect costs identified to the amount reported on the Eligible Jurisdiction's Expenditure Report (Schedule 3, line 1). Explain any differences. If applicable, select a sample of charges. Describe the dollar amount inspected. Identify the amounts charged and inspect supporting documentation for reasonableness and appropriate methodology.

Findings: Based upon inspection of the general ledger detail, the Expenditure Report (Schedule 3, line 1), and discussion with the City's accounting personnel, no indirect costs were identified as Measure M2 Local Fair Share expenditures for the fiscal year ended June 30, 2023. No exceptions were found as a result of this procedure.

9. Obtain and inspect the Eligible Jurisdiction's interest allocation methodology and amount of interest allocated to the Measure M2 Local Fair Share Fund to ensure the proper amount of interest was credited. Agree the amount reflected to the amount of interest listed on the Eligible Jurisdiction's Expenditure Report (Schedule 2, line 4). Explain any differences.

Findings: We inspected the amount of interest allocated to the Measure M2 Local Fair Share Fund and agreed the amount reflected to the amount of interest totaling \$14,037 listed on the City's Expenditure Report (Schedule 2, line 4). We inspected the interest allocation methodology and recomputed the amount based on the interest allocation methodology. No exceptions were found as a result of this procedure.

10. Determine whether the Jurisdiction was found eligible by the Board of Directors for the applicable year (FY23) by inspecting the OCLTA Board agenda and action items.

Findings: No exceptions were found as a result of this procedure.

We were engaged by OCLTA to perform this agreed-upon procedures engagement and conducted our engagement in accordance with attestation standards established by the American Institute of Certified Public Accountants. We were not engaged to and did not conduct an examination or review engagement, the objective of which would be the expression of an opinion or conclusion, respectively, on the accounting records, any indirect cost allocation plans and compliance with the provisions of the Measure M2 Local Transportation Ordinance. Accordingly, we do not express such an opinion or conclusion. Had we performed additional procedures, other matters might have come to our attention that would have been reported to you.

We are required to be independent of the City's management and to meet our other ethical responsibilities, in accordance with the relevant ethical requirements related to our agreed-upon procedures engagement.

This report is intended solely for the information and use of and is not intended to be, and should not be, used by anyone other than the specified party.

A handwritten signature in black ink that reads "Crowe LLP". The signature is written in a cursive, professional style.

Crowe LLP

Costa Mesa, California  
March 13, 2024

CITY OF STANTON, CALIFORNIA  
 SCHEDULE OF MEASURE M2 LOCAL FAIR SHARE EXPENDITURES  
 Year ended June 30, 2023  
 (Unaudited)

---

	<b>SCHEDULE A</b>
<b>Maintenance of Effort (MOE) Expenditures:</b>	
Indirect and/ or Overhead - Schedule 3, line 1	\$ -
<b>Maintenance</b>	
Patching	60,000
Other Street Purpose Maintenance	<u>248,256</u>
<b>Total Maintenance</b>	<u>308,256</u>
<b>Total MOE Expenditures</b>	<u>\$ 308,256</u>
<b>Measure M2 Local Fair Share Expenditures (Schedule 4):</b>	
Fiscal Year 2021/22 Citywide Street Rehabilitation (2022-101)	\$ 737,370
Fiscal Year 2022/23 Citywide Street Rehabilitation (2023-101)	<u>76,140</u>
<b>Total Measure M2 Local Fair Share Expenditures</b>	<u>\$ 813,510</u>
<b>Total MOE and Measure M2 Local Fair Share Expenditures</b>	<u>\$ 1,121,766</u>

Note: The above amounts were taken directly from the financial records of the City of Stanton and were not audited.